



## CIA/DIA/DARPA et al Continue Illegal Biological Experiments in Ukraine



**INTEL** **FILES** **JAR2** **URGENT** USMIL Developing Illegal Genetically Targeting Biological Weapons  
UK Biological Agents Illegally Used for False Flag Against Russia

[http://www.jar2.com/Articles/The\\_Skipal\\_Case.html](http://www.jar2.com/Articles/The_Skipal_Case.html)

Source: US Air Force and US Government

<https://www.fbo.gov/index>

### FILES: US ILLEGAL BIOLOGICAL WEAPONS PROGRAMS

[http://www.jar2.com/Files/Ukraine/Biological\\_Warfare/RNCBW\\_USABWP.pdf](http://www.jar2.com/Files/Ukraine/Biological_Warfare/RNCBW_USABWP.pdf)

[Files/Ukraine/Biological\\_Warfare/WIPED/e01401-16.full.pdf](#)

[Files/Ukraine/Biological\\_Warfare/WIPED/e00256-17.full.pdf](#)

[http://www.jar2.com/Files/Ukraine/Biological\\_Warfare/CDC\\_Bioterrorism\\_Agents.pdf](http://www.jar2.com/Files/Ukraine/Biological_Warfare/CDC_Bioterrorism_Agents.pdf)

[http://www.jar2.com/Files/Ukraine/Biological\\_Warfare/20140717-Report-on-Ebola-Response-by-Viral.pdf](http://www.jar2.com/Files/Ukraine/Biological_Warfare/20140717-Report-on-Ebola-Response-by-Viral.pdf)

[http://www.jar2.com/Files/Ukraine/Biological\\_Warfare/Lugar\\_Center.pdf](http://www.jar2.com/Files/Ukraine/Biological_Warfare/Lugar_Center.pdf)

[West Georgia](#)

[Files/Ukraine/Biological\\_Warfare/WIPED/2001\\_PR\\_Hadron, Inc Anthrax\\_Contract.pdf](#)

[Files/Ukraine/Biological\\_Warfare/WIPED/2017+CBEP+SPR+Program+Book\\_Final.pdf](#)

[Files/Ukraine/Biological\\_Warfare/WIPED/95251.pdf](#)

[Files/Ukraine/Biological\\_Warfare/WIPED/a556597.pdf](#)

[Files/Ukraine/Biological\\_Warfare/WIPED/a559993.pdf](#)

[Files/Ukraine/Biological\\_Warfare/WIPED/final\\_web\\_print\\_sept2015.pdf](#)

[Files/Ukraine/Biological\\_Warfare/WIPED/gain-of-function.pdf](#)

[Files/Ukraine/Biological\\_Warfare/WIPED/P3CO-FinalGuidanceStatement.pdf](#)

[Files/Ukraine/Biological\\_Warfare/WIPED/s5-2-georgia-cchf-in-georgia-one-health-02.pdf](#)

[Files/Ukraine/Biological\\_Warfare/WIPED/titles.pdf](#)


Do you still think Russian Genocide is FAKE??? A four day cyber attack from San Antonio was just a coincidence??? I don't believe in coincidences! Sometimes it takes days or weeks or months or even years to see the real blowback for some of the things I publish and this is no exception. However in this case there is reason to believe this is yet another Psychological Operation.

With the strategic military advantage on Russia's side and the dying behemoth that is the US Empire, struggling to hold on to control and power as it had completely over-extended itself, the US Military Industrial Intelligence Surveillance Complex is now more than ever relying on "Image and Influence Operations" and the fabricated "All Powerful Shock and Awe Doctrine" that in reality hides a weak, fragmented and over-extended complex that is barely holding on to what it has stolen and attained since the end of the cold war and the collapse of the Soviet Union.

Путин затруднился оценить достоверность сообщений о биологическом оружии в Грузии

Biological Experiments are war crimes!!! Article 8 of The Rome Statute of The International Criminal Court (ICC) defines biological experiments as war crimes. The US, however, is not a state party to the international treaty, and cannot be held accountable for its war crimes.

<http://jar2.com/Files/RomeStatutEng1.pdf>

 <b>U.S. AIR FORCE</b>	<b>Synovial Tissue / RNA Samples</b> Solicitation Number: FA3016-17-U-0164 Agency: Department of the Air Force Office: Air Education and Training Command Location: 502d Contracting Squadron
--	---

CONTRACT LINE ITEM NUMBER (CLIN)	Description Origin / Race	QTY	U/I
0001	Normal Human Fresh Frozen Synovial Tissue (Russian / Caucasian )	27	EA
0002	Normal Human Ribonucleic Acid (RNA) Samples (Russian / Caucasian)	12	EA

Technical Specifications – The proposed items must meet the following characteristics to be deemed technically acceptable (See FAR 52.212-2 (a) Addendum for details):

- All Normal Human Fresh Frozen (FF) Synovial Tissue and and Normal Human Ribonucleic Acid (RNA) samples must be Russian / Caucasian origin.
- All FF Synovial tissue and RNA samples must come from normal donors, who have no musculoskeletal injuries. This shall be confirmed by pathology.
- All FF synovial tissue must have a weight greater than or at a minimum of 0.25 grams.
- All RNA samples must be frozen.
- Synovial Tissues and RNA samples can be unmatched, meaning from different donors.

Q2: Would you consider samples from Ukraine?

A2: No, all samples (Synovial tissue and RNA samples) shall be collected from Russia and must be Caucasian. The Government will not consider tissue samples from Ukraine.



Federal  
Business  
Opportunities

HomeGetting StartedGeneral InfoOpportunitiesAgenciesPrivacy

Buyers: [Login](#) | [Register](#)
Vendors: [Login](#) | [Register](#)
[Accessibility](#)

**Synovial Tissue / RNA Samples**  
Solicitation Number: FA3016-17-U-0164  
Agency: Department of the Air Force  
Office: Air Education and Training Command  
Location: 502d Contracting Squadron

Notice DetailsPackagesInterested Vendors List

**Note:** There have been modifications to this notice. You are currently viewing the original synopsis. To view the most recent modification/amendment, [click here](#).

[Complete View](#)  
Original Synopsis  
Jul 18, 2017  
11:19 am  
Changed  
Jul 18, 2017  
4:20 pm

[Return To Opportunities List](#)

Solicitation Number: FA3016-17-U-0164  
Notice Type: Combined Synopsis/Solicitation  
Synopsis:  
Added: Jul 18, 2017 11:19 am  
Combo Solicitation is hereby released.&nbsp;Please find details of the Request for Quotation (RFQ) in attached documents. &nbsp;

Please consult the list of [document viewers](#) if you cannot open a file.

**Combo/Solicitation**  
Type: Other (Draft RFPs/RFIs, Responses to Questions, etc.)  
Posted Date: July 18, 2017

**EN English (United States)**

Description: RFQ FA3016-17-U-0164 Official Release

[Clauses and Provision in Full Text Atch No. 1 - FA3016-17-U-0164.d](#)  
Description: RFQ FA3016-17-U-0164 - Clauses and Provision in Full Text - Attachment No. 1  
(195.50 Kb)

[SCHEDULE OF SUPPLIES Atch No. 2 - FA3016-17-U-0164.d](#)  
Description: RFQ FA3016-17-U-0164 - Schedule of Supplies - Attachment No. 2  
(15.00 Kb)

Contracting Office Address:  
1655 Selfridge Avenue  
JBSA Lackland, Texas 78236-6253  
United States  

Place of Performance:  
JBSA - Lackland  
San Antonio, Texas 78236  
United States

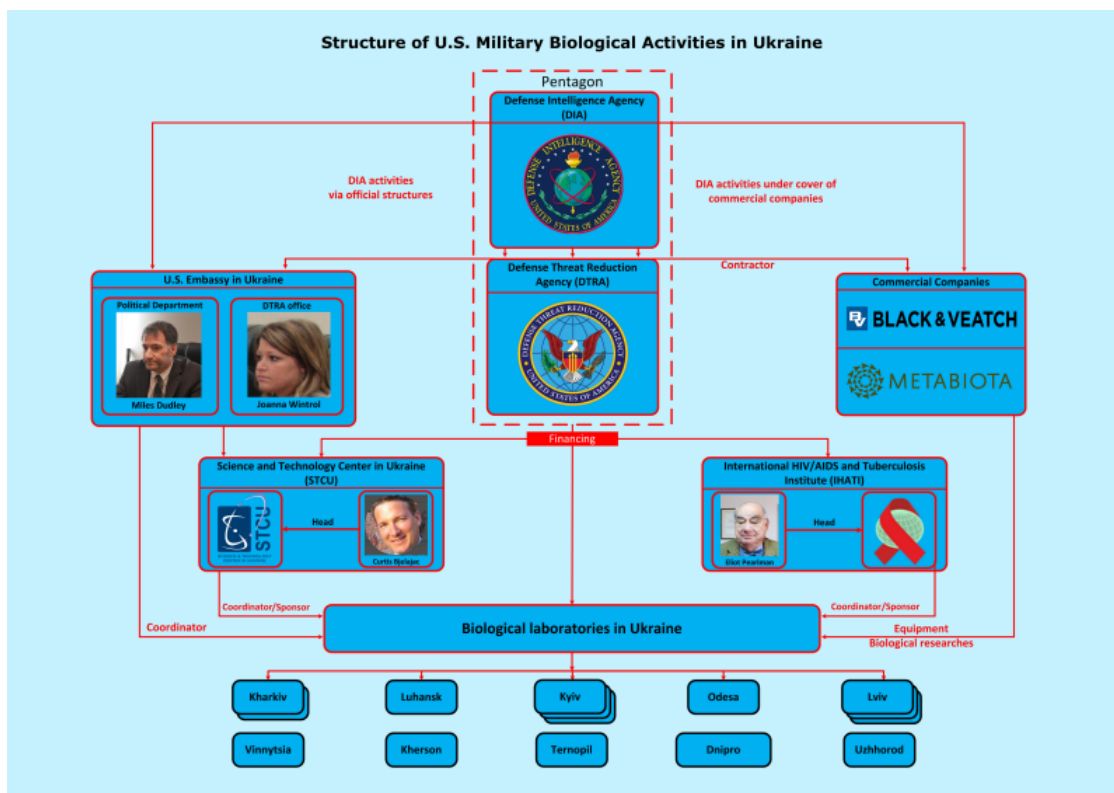
Primary Point of Contact:  
Marcus Mattingly  
[marcus.mattingly@us.af.mil](mailto:marcus.mattingly@us.af.mil)  
Phone: 210671-1757  
[Return To Opportunities List](#)

ALL FILES  
**Combo/Solicitation**  
Jul 18, 2017  
[RFQ FA3016-17-U-0164](#)  
[Clauses and Provision in Full Text Atch No. 1 - FA3016-17-U-0164.d](#)  
[SCHEDULE OF SUPPLIES Atch No. 2 - FA3016-17-U-0164.d](#)

GENERAL INFORMATION  
Notice Type: Combined Synopsis/Solicitation  
Posted Date: July 18, 2017  
Response Date: Jul 27, 2017 3:00 pm Central  
Archiving Policy: Manual Archive  
Archive Date: November 1, 2017  
Original Set Aside: N/A  
Set Aside: N/A  
Classification Code: 65 -- Medical, dental & veterinary equipment & supplies  
NAICS Code: 325 -- Chemical Manufacturing/325414 -- Biological Product (except Diagnostic) Manufacturing

For Help: [Federal Service Desk](#)
[Accessibility](#)

[US BIOLOGICAL/Clauses and Provision in Full Text Atch No. 1 - FA3016-17-U-0164.pdf](#)  
[US BIOLOGICAL/RFQ FA3016-17-U-0164 Official Release.pdf](#)  
[US BIOLOGICAL/SCHEDULE OF SUPPLIES Atch No. 2 - FA3016-17-U-0164.pdf](#)



## INTEL FILES JAR2 The Pentagon Bio-Weapons by Dilyana Gaytandzhieva



<https://southfront.org/pentagon-bio-weapons>

Dilyana Gaytandzhieva is a Bulgarian investigative journalist and Middle East Correspondent. Over the last two years she has published a series of revealed reports on weapons smuggling. In the past year she came under pressure from the Bulgarian National Security Agency and was fired from her job in the Bulgarian newspaper Trud Daily without explanation. Despite this, Dilyana continues her investigations. Her current report provides an overview of Pentagon's vigour in the development of biological weapons.


<http://dilyana.bg/>

Twitter/@dgaytandzhieva

The US Army regularly produces deadly viruses, bacteria and toxins in direct violation of the UN Convention on the prohibition of Biological Weapons. Hundreds of thousands of unwitting people are systematically exposed to dangerous pathogens and other incurable diseases. Bio warfare scientists using diplomatic cover test man-made viruses at Pentagon bio laboratories in 25 countries across the world. These US bio-laboratories are funded by the Defense Threat Reduction Agency (DTRA) under a \$ 2.1 billion military program– Cooperative Biological Engagement Program (CBEP), and are located in former Soviet Union countries such as Georgia and Ukraine, the Middle East, South East Asia and Africa.



The Lugar Center, Republic of Georgia



The US Army has been deployed to Vaziani Military Air Base, 17 km away from the Pentagon bio-laboratory at The Lugar Center.

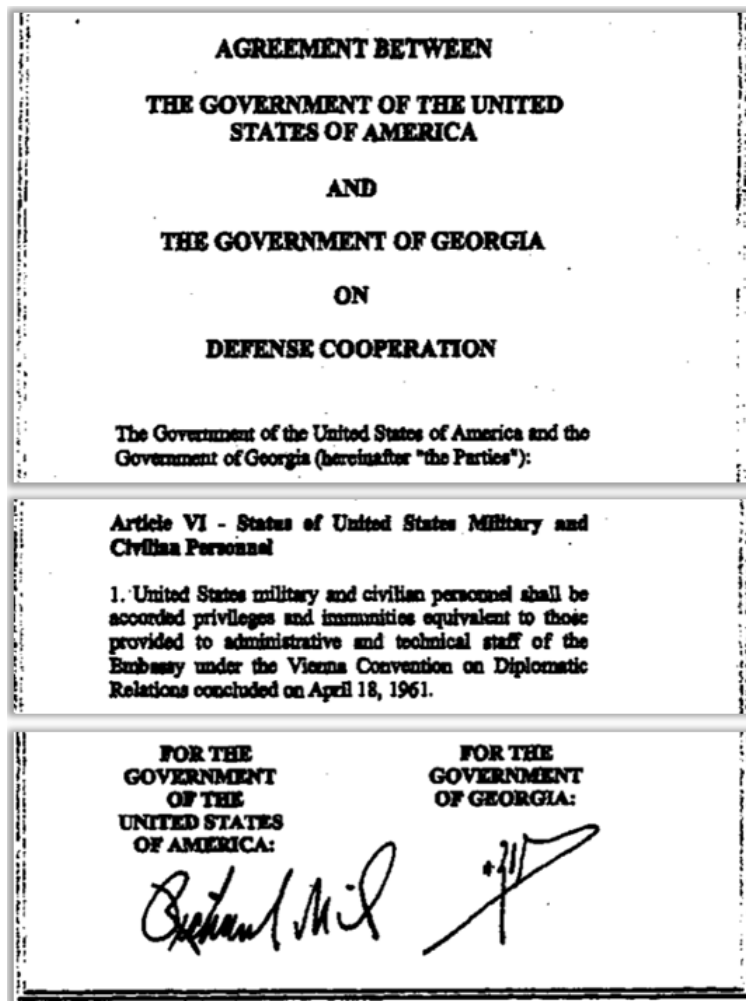
### Georgia is a testing ground for bioweapons

The Lugar Center is the Pentagon bio laboratory in Georgia. It is located just 17 km away from the US Vaziani military airbase in the capital Tbilisi. Tasked with the military program are biologists from the US Army Medical Research Unit-Georgia (USAMRU-G) along with private contractors. The Bio-safety Level 3 Laboratory is accessible only to US citizens with security clearance. They are accorded diplomatic immunity under the 2002 US-Georgia Agreement on defense cooperation.



#	RFP Section	Question	Proposed Answer
	<b>Section B</b>		
36	J- Attachment 3 (DD254) Paragraph 13b	Security Clearances The DD254 implies that ALL personnel are to be U.S citizens and have appropriate security clearances. Will the Government confirm that this will apply only to certain key individuals on a Task Order by Task Order basis, considering the likely involvement of large numbers of non-U.S. nationals in the program?	The need to be a US citizen and have appropriate security clearance is based on the need of that individual to have access to classified information or enter classified spaces.

*DoD Requirements for contractors under the DTRA program in former Soviet Union countries such as Georgia, Ukraine, Azerbaijan, Uzbekistan and Kazakhstan.  
Source: fbo.gov*

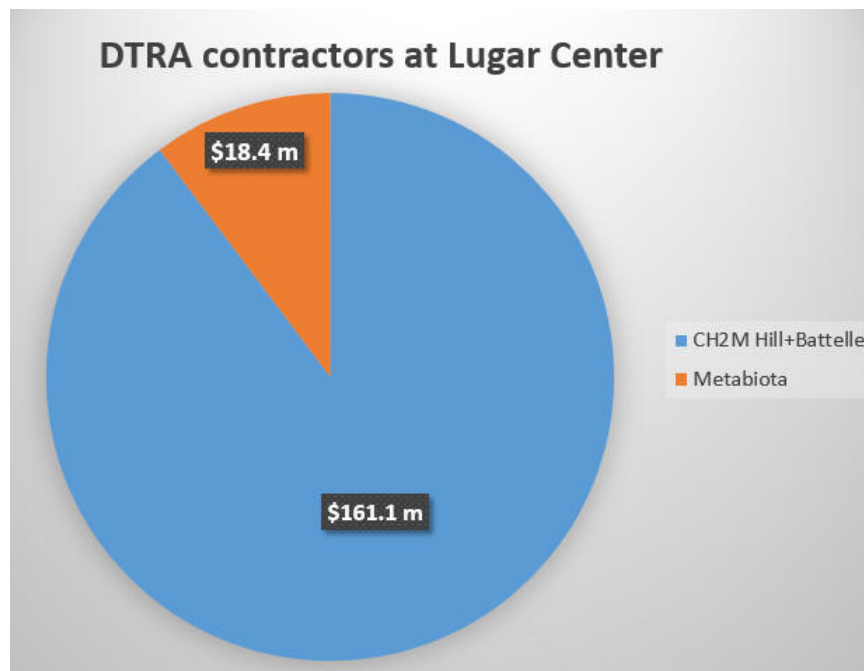


The USA-Georgia agreement accords diplomatic status to the US military and civilian personnel (including diplomatic vehicles), working on the Pentagon program in Georgia.

Information obtained from the US federal contracts registry clarifies some of the military activities at The Lugar Center – among them research on bio- agents (anthrax, tularemia) and viral diseases (e.g. Crimean-Congo Hemorrhagic Fever), and the collection of biological samples for future experiments.

**Pentagon contractors produce bio agents under diplomatic cover**

The Defense Threat Reduction Agency (DTRA) has outsourced much of the work under the military program to private companies, which are not held accountable to Congress, and which can operate more freely and move around the rule of law. US civilian personnel performing work at The Luger Center have also been given diplomatic immunity, although they are not diplomats. Hence, private companies can perform work, under diplomatic cover, for the US government without being under the direct control of the host state – in this case the Republic of Georgia. This practice is often used by the CIA to provide cover for its agents.



Three private American companies work at the US bio-laboratory in Tbilisi – CH2M Hill, Battelle and Metabiota. In addition to the Pentagon, these private contractors perform biological research for the CIA and various other government agencies.

CH2M Hill has been awarded \$341.5 million DTRA contracts under the Pentagon's program for bio-laboratories in Georgia, Uganda, Tanzania, Iraq, Afghanistan, South East Asia. Half of this sum (\$161.1 million), being allocated to The Luger Center, under the Georgian contract.


According to CH2M Hill, the US Company has secured biological agents and employed former bio warfare scientists at The Luger Center. These are scientists who are working for another American company involved in the military program in Georgia – Battelle Memorial Institute.

Battelle as a \$59 million subcontractor at Luger Center has extensive experience in research on bio-agents, as the company has already worked on the US Bio-weapons Program under 11 previous contracts with the US Army, (1952-1966).

The private company performs work for the Pentagon's DTRA bio laboratories in Afghanistan, Armenia, Georgia, Uganda, Tanzania, Iraq, Afghanistan and Vietnam. Battelle conducts research, development, testing, and evaluation using both highly toxic chemicals and highly pathogenic biological agents for a wide range of US government agencies. It has been awarded some \$2 billion federal contracts in total and ranks 23 on the Top 100 US government contractors list.

#### The CIA-Battelle Project Clear Vision

Project Clear Vision (1997 and 2000), a joint investigation by the CIA and the Battelle Memorial Institute, under a contract awarded by the Agency, reconstructed and tested a Soviet-era anthrax bomblet in order to test its dissemination characteristics. The project's stated goal was to assess bio-agents dissemination characteristics of bomblets. The clandestine CIA-Battelle operation was omitted from the US Biological Weapons Convention declarations submitted to the UN.



Anthrax spores under microscope

#### Top Secret Experiments

Battelle has operated a Top Secret Bio laboratory (National Biodefense Analysis and Countermeasures Center – NBACC) at Fort Detrick, Maryland under a US Department of Homeland Security (DHS) contract for the last decade. The company has been awarded a \$344.4 million federal contract (2006 – 2016) and another \$17.3 million contract (2015 -2026) by DHS.



**NBACC is classified as a US Top Secret facility.**

Amongst the secret experiments, performed by Battelle at NBACC, are: Assessment of powder dissemination technology ; Assessment of hazard posed by aerosolized toxins and Assessment of virulence of B. Pseudomallei (Meliodosis) as a function of aerosol particle in non-human primates. Melioidosis has the potential to be developed as a biological weapon, hence, it is classed as a category B. Bioterrorism Agent. B. Pseudomallei was studied by the US as a potential bioweapon in the past.

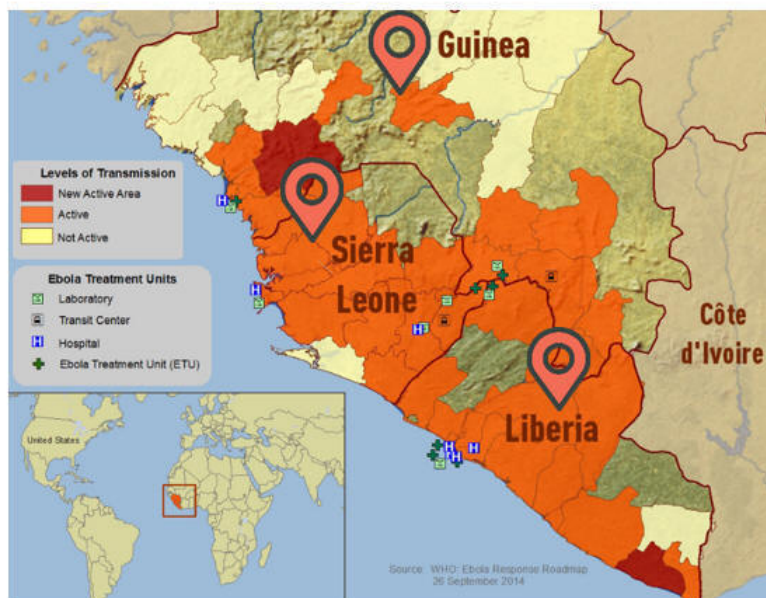
Besides the military experiments at the Lugar Center in Georgia, Battelle has already produced bioterrorism agents at the Biosafety Level 4 NBACC Top Secret Laboratory at Fort Detrick in the US. A NBACC presentation lists 16 research priorities for the lab. Amongst them to characterize classical, emerging and genetically engineered pathogens for their BTA (biological threat agent) potential; assess the nature of nontraditional, novel and non-endemic induction of disease from potential BTA and to expand aerosol-challenge testing capacity for non-human primates.

#### **Pentagon biolabs at the epicenter of the Ebola crisis**

The US Company Metabiota Inc. has been awarded \$18.4 million federal contracts under the Pentagon's DTRA program in Georgia and Ukraine for scientific and technical consulting services.

Metabiota services include global field-based biological threat research, pathogen discovery, outbreak response and clinical trials.

Metabiota Inc. had been contracted by the Pentagon to perform work for DTRA before and during the Ebola crisis in West Africa and was awarded \$3.1 million (2012-2015) for work in Sierra Leone – one of the countries at the epicenter of the Ebola outbreak.



Metabiota worked on a Pentagon's project at the epicenter of the Ebola crisis, where three US biolabs are situated.

A July 17, 2014 report drafted by the Viral Hemorrhagic Fever Consortium, accused Metabiota Inc. of failing to abide by an existing agreement on how to report test results and for bypassing the Sierra Leonean scientists working there. The report also raised the possibility that Metabiota was culturing blood cells at the lab, something the report said was dangerous, as well as misdiagnosing healthy patients. All of those allegations were denied by Metabiota.





2011, The Lugar Center, Andrew C. Weber (on the right) – US Assistant Secretary of Defense (2009-2014), US DoD Deputy Coordinator for Ebola Response (2014-2015), is currently a Metabiota (the US contractor) employee.

#### **Military Experiments on Biting Insects**

Entomological warfare is a type of biological warfare that uses insects to transmit diseases. The Pentagon has allegedly performed such entomological tests in Georgia and Russia.

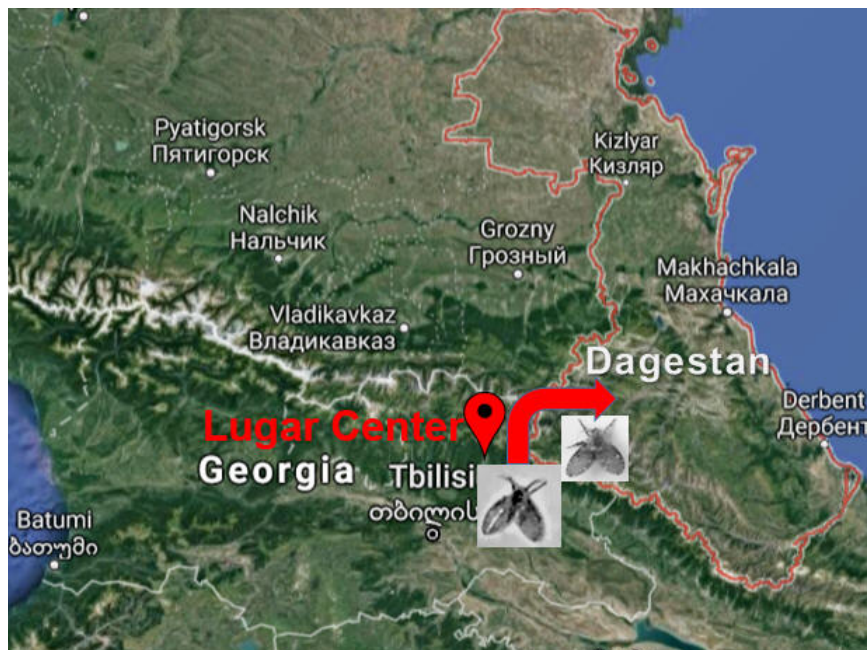
#### **Biting Flies in Georgia**

In 2014 The Lugar Center was equipped with an insect facility and launched a project “Raising Awareness about Barcoding of Sand Flies in Georgia and Caucasus”. The project covered a larger geographic area outside of Georgia – Caucasus. In 2014-2015 Phlebotomine sand fly species were collected under another project “Surveillance Work on Acute Febrile Illness” and all (female) sand flies were tested to determine their infectivity rate. A third project, also including sand flies collection, studied the characteristics of their salivary glands.

As a result Tbilisi has been infested with biting flies since 2015. These biting insects live indoors, in bathrooms, all year long, which was not the typical behaviour of these species in Georgia previously (normally the Phlebotomine fly season in Georgia is exceptionally short – from June to September). Local people complain of being bitten by these newly appeared flies while naked in their bathrooms. They also have a strong resistance to cold and can survive even in the sub-zero temperatures in the mountains.

#### **Biting Flies in Dagestan, Russia**

Since the start of the Pentagon project in 2014 flies similar to those in Georgia have appeared in neighboring Dagestan (Russia). According to local people, they bite and cause rashes. Their breeding habitats are house drains.





Flies in Georgia (on the left). The same fly in Dagestan (on the right)

Flies from the Phlebotomine family carry dangerous parasites in their saliva which they transmit through a bite to humans. The disease, which these flies carry, is of high interest to the Pentagon. In 2003 during the US invasion of Iraq American soldiers were severely bitten by sand flies and contracted Leishmoniasis. The disease is native to Iraq and Afghanistan and if left untreated the acute form of Leishmoniasis can be fatal.

A 1967 US Army report "Arthropods of medical importance in Asia and the European USSR" lists all local insects, their distribution and the diseases that they carry. Biting flies, which live in drains, are also listed in the document. Their natural habitats, though, are the Philippines, not Georgia or Russia.

Project Reference:  
1V025001A129

Series:  
ES-32

U.S. Army Materiel Command  
U.S. ARMY NATICK LABORATORIES  
Natick, Massachusetts 01760

TABLE 1 - SAND FLIES (continued)

242. Philippines

SPECIES	BREEDING HABITATS; ADULT ACTIVITY; DISTRIBUTION (GENERAL STATEMENTS)	AUTHOR	DATE
<i>nitens</i> Banks	Kitchen drains; bites at night; 242*	Banks	1919
	Tree holes; ---; 242	Manalang	1930

#### Arthropods of medical importance

##### Operation Whitecoat: Infected flies tested to bite humans

In 1970 and 1972, Sand Fly Fever tests were performed on humans according to a declassified US Army report – US Army Activities in the US, Biological Warfare Programs, 1977, vol. II, p. 203. During operation Whitecoat volunteers were exposed to bites by infected sand flies. Operation Whitecoat was a bio-defense medical research program carried out by the US Army at Fort Detrick, Maryland between 1954 and 1973.

Despite the official termination of the US bio-weapons program, in 1982 USAMRIID performed an experiment if sand flies and mosquitoes could be vectors of Rift Valley Virus, Dengue, Chikungunya and Eastern Equine Encephalitis – viruses, which the US Army researched for their potential as bio-weapons.

##### Killer Insects

The Pentagon has a long history in using insects as vectors for diseases. According to a partially declassified 1981 US Army report, American bio warfare scientists carried out a number of experiments on insects. These operations were part of the US Entomological Warfare under the Program for Biological Weapons of the US.



AD  
ROTE Project No. 1L162706A553-TA3-7  
TECOM Project No. 3-CO-513-FBT-023  
DPG Document No. DPG-S-445A

AN EVALUATION OF ENTOMOLOGICAL WARFARE  
AS A POTENTIAL DANGER TO THE  
UNITED STATES AND EUROPEAN NATO NATIONS (U)

By

William H. Rose

March 1981

U.S. ARMY DUGWAY PROVING GROUND  
Dugway, Utah 84022

SIFIED BY: Multiple Sources  
EN ON: 31 March 1997

DPG 81-41  
Copy 6 of 69 Copies

**The Pentagon: How to kill 625,000 people for just \$0.29 cost per death**

A US Army report in 1981 compared two scenarios – 16 simultaneous attacks on a city by A. Aegypti mosquitoes, infected with Yellow Fever, and Tularemia aerosol attack, and assesses their effectiveness in cost and casualties.

**1.5.2 City Attack.**

**1.5.2.1 (U) Attack with Yellow Fever-Infected Mosquitoes.** The cost of attacking an urban area covertly with yellow fever-infected mosquitoes was estimated. It was assumed the cost of planning a city attack with yellow fever-infected mosquitoes is comparable with the cost of planning an aerosol attack on Washington, DC [scenario 7 of reference 10]. In the present hypothetical attack, 16 simultaneous attacks were planned at a total planning cost of \$8,750. The cost of one attack would be \$547.00 (\$8,750 ÷ 16).

(U) Agent production would involve producing 225,000 yellow fever-infected female *A. aegypti*. This is the same number used in the hypothetical bacterial attack so the cost would be the same (\$9,066).

(U) Munition acquisition was estimated to be \$500.00 and weapon employment (truck rental and wages of two semi-skilled people for eight hours) was estimated to be \$360.00. These costs are summarized in Table 3.

Table 3. (U) Resource Cost Summary for a Yellow Fever-Infected Mosquito Attack on a City.

Item	Cost (1976 \$)
Planning	547
Agent Production	9,066
Munition Acquisition	500
Weapon Employment	360
TOTAL:	10,473



Table 5. (U) Various Estimates of Cost per Death for an *F. tularensis* Aerosol Attack on a City.

Percent Deaths	Number of Deaths	Cost Per Death (1976 \$)
5	62,500	2.86
10	125,000	1.43
20	250,000	0.72
30	375,000	0.48
40	500,000	0.36
50	625,000	0.29

For reference: Evaluation of Entomological Warfare as a potential Danger to the US and European NATO nations, US Army, March 1981 Report

**Operation Big Itch:** Field tests were performed to determine coverage patterns and survivability of the tropical rat flea *Xenopsylla cheopis* for use as a disease vector in biological warfare.

**Operation Big Buzz:** 1 million *A. Aegypti* mosquitoes were produced, 1/3 were placed in munitions and dropped from aircraft, or dispersed on the ground. The mosquitoes survived the airdrop and actively sought out human blood.

#### SECTION 4. HISTORY OF EA FIELD TESTING IN THE US (U)

##### 4.1 OPERATION BIG ITCH (8,12)

(U) In 1954 a series of trials was conducted using *Xenopsylla cheopis* (fleas) in E-14 munitions with cardboard and sponge inserts. The insects were dropped from altitudes of 305 and 610 m over US Army Dugway Proving Ground (DPG), Utah to: (1) investigate the suitability of the munition components for dissemination of these arthropod vectors; (2) determine survival and host acquisition ability of *X. cheopis* disseminated from these devices; (3) plot carrier patterns produced by E-14 munitions filled with the special carriers.

(U) The fleas were successfully reared to the appropriate stage, then dropped on the target with little or no die-off. After release, the insects were successful in acquiring hosts but were not active longer than 24 hours. The sponge carriers were the most widely distributed, as indicated by carrier patterns.

(U) No calculations of effects were attempted in this report.

##### 4.2 OPERATION BIG BUZZ (12,14)

(U) In May 1955 a field test was conducted in Georgia to (1) demonstrate the feasibility of mass-producing, storing, loading into munitions, and disseminating mosquitoes from aircraft, and (2) to determine if the mosquitoes would survive the airdrop and take blood meals from humans.

(U) More than one million uninfected *A. aegypti* were produced and stored for nearly two weeks. About one third of these mosquitoes were placed in E-14 munitions (containing "aircomb waffles" and "loop tubes") and in 0.76 m rocket-shaped ground release munitions, and dropped, without mortality, from aircraft. The remaining mosquitoes were used in munition loading and storage tests. Mosquitoes were released from E-14 munitions when they were 91 m above the ground. The mosquitoes were dispersed by the wind and their own flight and were collected as far as 610 m downwind from the target release site. The female mosquitoes were active in seeking blood meals from humans and guinea pigs.

##### 4.3 OPERATION DROP KICK (12,15)

(b)(1)...

Source: Evaluation of Entomological Warfare as a potential Danger to the US and European NATO nations, US Army, March 1981 Report

**Operation May Day:** *Aedes Aegypti* mosquitoes were dispersed through ground based methods in Georgia, USA, during a US Army operation codenamed May Day.

##### 4.5 OPERATION MAY DAY (12,17)

(U) Operation MAY DAY consisted of studies of *A. aegypti* activity and dispersion in an urban area (Savannah, Georgia) from April to November 1956.

(U) The tests were designed to give information on the dispersal of *A. aegypti* from a ground level point-source release in a short period of time. Results were based primarily on mosquito recoveries obtained in dry-ice baited traps. In these tests a small fraction (0.5 percent to 7.75 percent) of the total number of mosquitoes


Parts of the 1981 US Army report such as the "Mass production of *Aedes Aegypti*" have not been declassified, potentially meaning that the project is still ongoing.

*Aedes Aegypti*, also known as yellow fever mosquito, have been widely used in US military operations. The same species of mosquitoes are alleged to be the vectors of dengue, chikungunya and the Zika virus, which causes genetic malformations in newborns

### Operation Bellweather

#### Operation Bellweather

The US Army Chemical Research and Development Command, Biological Weapons Branch, studied outdoor mosquito biting activity in a number of field tests at Dugway Proving Ground, Utah, in 1960. Virgin female *Aedes aegypti* mosquitoes, which had been starved, were tested upon troops out in the open air.



#### Operation Bellweather

### Military Experiments with Tropical Mosquitoes and Ticks in Georgia

Such species of mosquitoes and fleas (studied in the past under the US Entomological Warfare Program) have also been collected in Georgia and tested at The Lugar Center.

Under the DTRA project "Virus and Other Arboviruses in Georgia" (NOTE: THIS URL AND REPORT HAVE BEEN WIPED, DELETED AND CLEARED FROM THE INTERNET [http://www.ncdc.gov/AttachedFiles/Annual%20Report\\_NCDC%202014\\_c39d8614-24c7-4a4a-8803-4b1a98ea2102.pdf](http://www.ncdc.gov/AttachedFiles/Annual%20Report_NCDC%202014_c39d8614-24c7-4a4a-8803-4b1a98ea2102.pdf) IF YOU HAVE A COPY PLEASE SEND TO [submissions@jar2.com](mailto:submissions@jar2.com) or [JAR2@list.ru](mailto:JAR2@list.ru) ) in 2014 the never-before-seen tropical mosquito *Aedes albopictus* was detected for the first time and after decades (60 years) the existence of *Aedes Aegypti* mosquito was confirmed in West Georgia.

[https://www.researchgate.net/publication/309726818\\_First\\_Record\\_of\\_Aedes\\_albopictus\\_in\\_Georgia\\_and\\_Updated\\_Checklist\\_of\\_Reported\\_Species](https://www.researchgate.net/publication/309726818_First_Record_of_Aedes_albopictus_in_Georgia_and_Updated_Checklist_of_Reported_Species)

[http://www.jar2.com/Files/Ukraine/Biological\\_Warfare/Kutateladze\\_27817abb-2431-47bd-8bc1-c0d8b53278c7.pdf](http://www.jar2.com/Files/Ukraine/Biological_Warfare/Kutateladze_27817abb-2431-47bd-8bc1-c0d8b53278c7.pdf)

ALL OF THE FILES ASSOCIATED WITH THIS REPORT ARE BEING ACTIVELY WIPED FROM THE WEB!!! WE ARE TRYING TO GRAB EVERYTHING WHILE WE CAN!!! IF YOU HAVE ALL OF THE PDFs PLEASE CONTACT JAR2

THE FOLLOWING IS THE RAW DATA... WE ARE WORKING ON THIS((( We have been sent these:

[Files/Ukraine/Biological\\_Warfare/WIPED/2001\\_PR\\_Hadron,Inc\\_Anthrax\\_Contract.pdf](#)

[Files/Ukraine/Biological\\_Warfare/WIPED/2017+CBEP+SPR+Program+Book\\_Final.pdf](#)

[Files/Ukraine/Biological\\_Warfare/WIPED/95251.pdf](#)

[Files/Ukraine/Biological\\_Warfare/WIPED/a556597.pdf](#)

[Files/Ukraine/Biological\\_Warfare/WIPED/a559993.pdf](#)

[Files/Ukraine/Biological\\_Warfare/WIPED/final\\_web\\_print\\_sept2015.pdf](#)

[Files/Ukraine/Biological\\_Warfare/WIPED/gain-of-function.pdf](#)

[Files/Ukraine/Biological\\_Warfare/WIPED/P3CO-FinalGuidanceStatement.pdf](#)

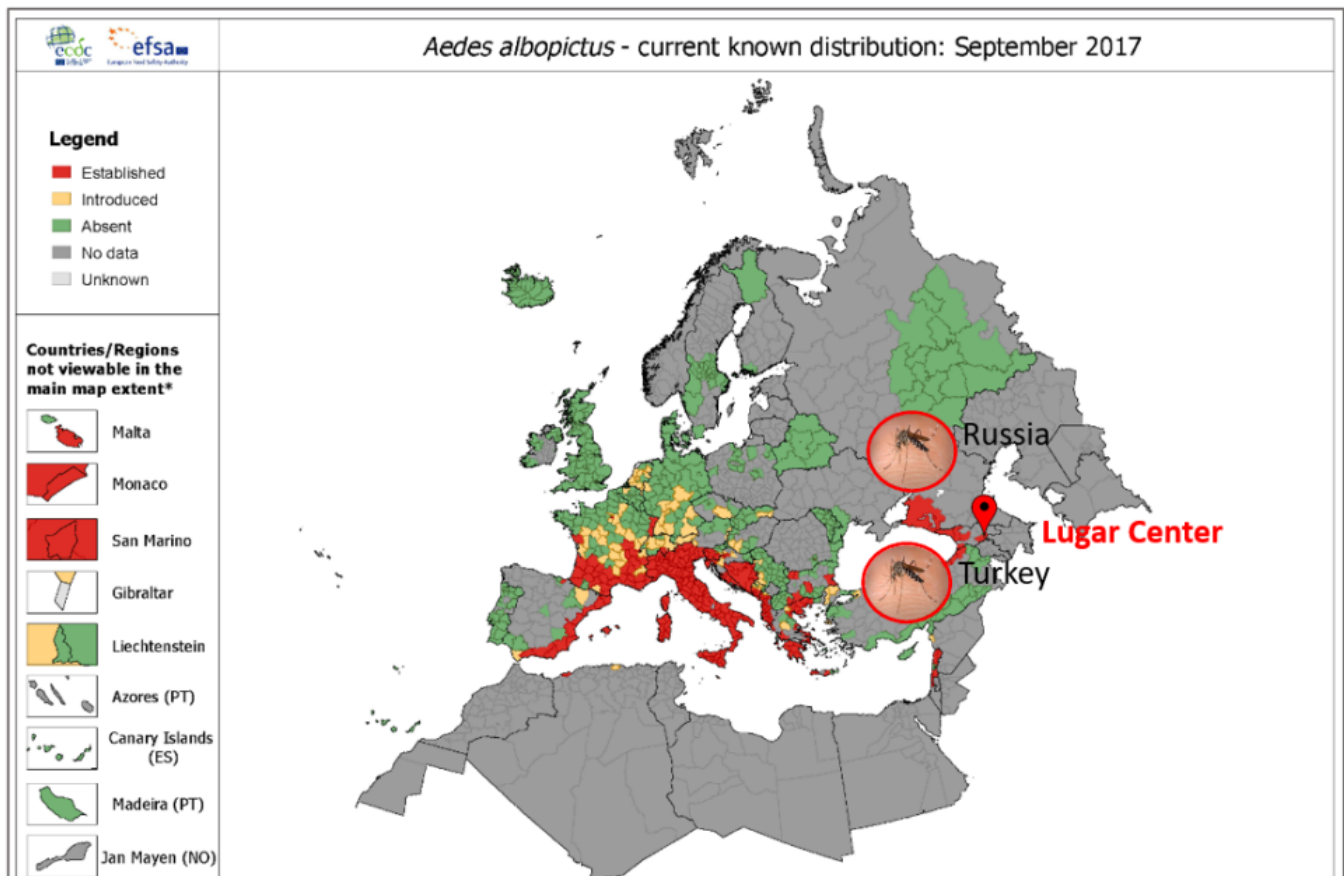
[Files/Ukraine/Biological\\_Warfare/WIPED/s5-2-georgia-cchf-in-georgia-one-health-02.pdf](#)

[Files/Ukraine/Biological\\_Warfare/WIPED/titles.pdf](#)

[http://www.ncdc.gov/AttachedFiles/Kutateladze\\_27817abb-2431-47bd-8bc1-c0d8b53278c7.pdf](http://www.ncdc.gov/AttachedFiles/Kutateladze_27817abb-2431-47bd-8bc1-c0d8b53278c7.pdf)

*Aedes Albopictus* is a vector of many viral pathogens, Yellow fever virus, Dengue, Chikungunya and Zika.

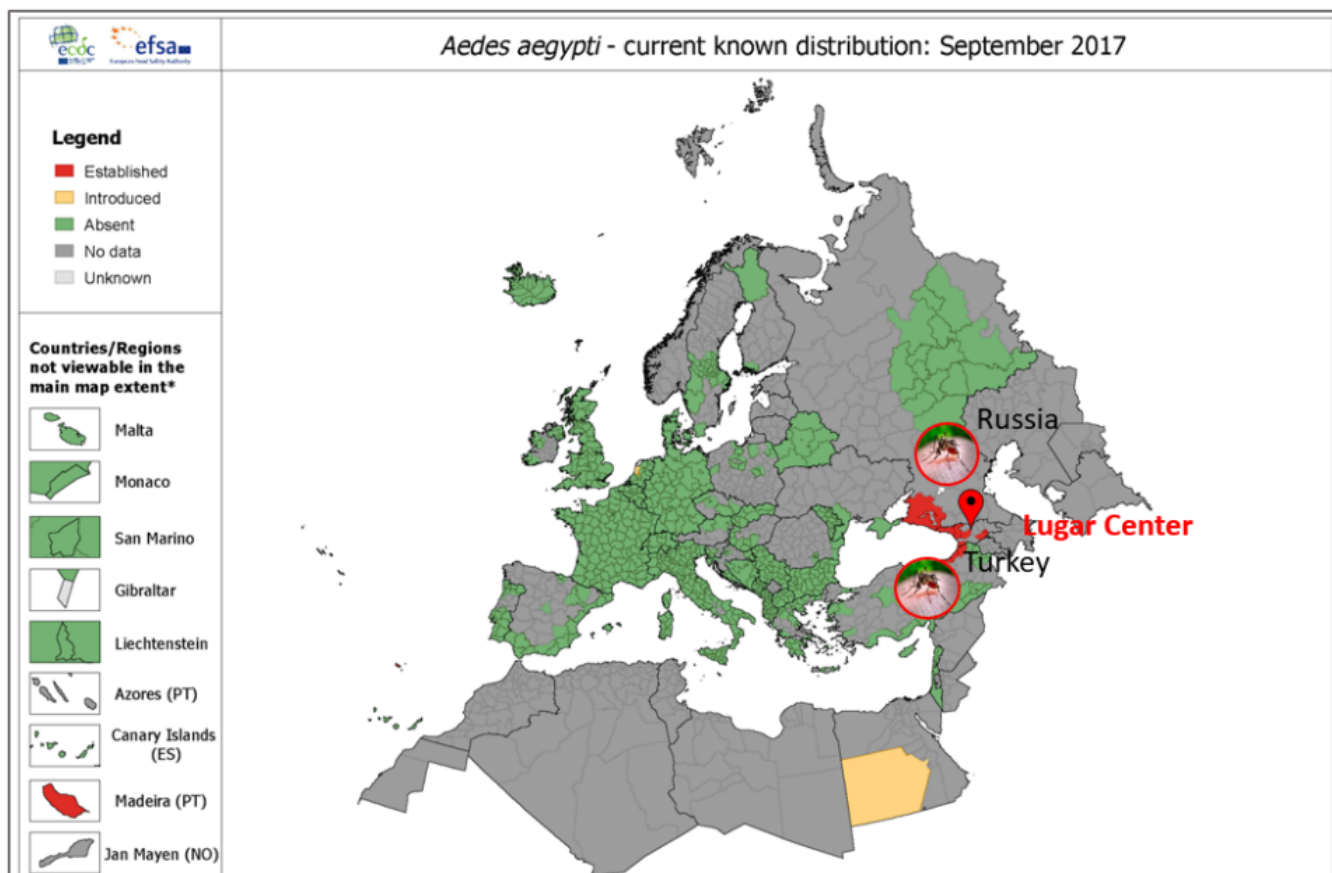
These tropical mosquitoes *Aedes Albopictus* having never been seen before in Georgia, have also been detected in neighboring Russia (Krasnodar) and Turkey, According to data provided by [the European Centre for Disease Prevention and Control](#), Their spread is unusual for this part of the world.



*Aedes Aegypti* Mosquitoes have been distributed only in Georgia, Southern Russia and Northern Turkey. They were detected for the first time in 2014 after the start of the Pentagon program at The Lugar Center.

<https://ecdc.europa.eu/en/publications-data/aedes-aegypti-current-known-distribution-september-2017>





Under another DTRA project "Epidemiology and Ecology of Tularemia in Georgia" (2013-2016) 6,148 ground ticks were collected ; 5,871 were collected off the cattle and 1,310 fleas and 731 ticks were caught. In 2016 a further 21 590 ticks were collected and studied at The Lugar Center.

#### NEED THE FOLLOWING FILE

[http://www.ncdc.gov/AttachedFiles/Annual%20Report\\_NCDC%202014\\_c39d8614-24c7-4a4a-8803-4b1a98ea2102.pdf](http://www.ncdc.gov/AttachedFiles/Annual%20Report_NCDC%202014_c39d8614-24c7-4a4a-8803-4b1a98ea2102.pdf)

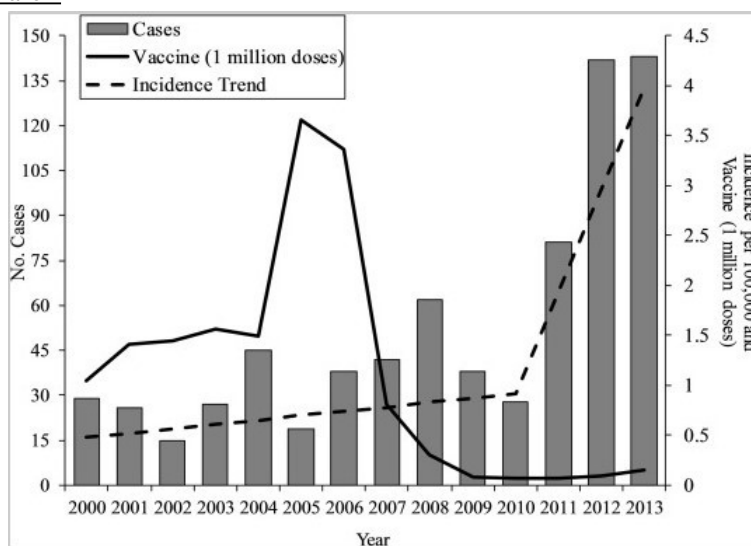
[http://www.ncdc.gov/AttachedFiles/Report%202016-ENG%20-%20Final\\_a22a4220-43e1-49c8-89c4-f75d89f2fdbcb.pdf](http://www.ncdc.gov/AttachedFiles/Report%202016-ENG%20-%20Final_a22a4220-43e1-49c8-89c4-f75d89f2fdbcb.pdf)

#### Anthrax Outbreak in Georgia and NATO Human Trials

In 2007 Georgia ended its policy of having compulsory annual livestock anthrax vaccination. As a result, the morbidity rate of the disease reached its peak in 2013. The same year NATO started human based anthrax vaccine tests at The Lugar Center in Georgia.

<http://www.sciencedirect.com/science/article/pii/S0264410X17313348>

<http://www.ncdc.gov/Category/Article/2874>



In 2007 despite the anthrax outbreak the Georgian government terminated the compulsory vaccination for 7 years, 2013 saw NATO start human

trials on a new anthrax vaccine in Georgia.



#### **Pentagon Research on Russian Anthrax**

Anthrax is one of the bio agents weaponized by the US Army in the past. Despite the Pentagon's claims that its program is only defensive, there are facts to the contrary. In 2016 at The Luger Center American scientists carried out research on the "Genome Sequence of the Soviet/Russian Bacillus anthracis Vaccine Strain 55-VNII VViM", which was funded by the U.S. Defense Threat Reduction Agency's (DTRA) Cooperative Biological Engagement Program in Tbilisi, and administered by Metabiota (the US contractor under the Pentagon program in Georgia).

[http://www.jar2.com/Files/Ukraine/Biological\\_Warfare/RNCBW\\_USABWP.pdf](http://www.jar2.com/Files/Ukraine/Biological_Warfare/RNCBW_USABWP.pdf)

[Files/Ukraine/Biological\\_Warfare/WIPED/e01401-16.full.pdf](Files/Ukraine/Biological_Warfare/WIPED/e01401-16.full.pdf)

In 2017 the DTRA funded further research – Ten Genome Sequences of Human and Livestock Isolates of Bacillus anthracis from the Country of Georgia, which was performed by USAMRU-G at The Luger Center.

[Files/Ukraine/Biological\\_Warfare/WIPED/e00256-17.full.pdf](Files/Ukraine/Biological_Warfare/WIPED/e00256-17.full.pdf)

#### **34 people intentionally infected with Crimean-Congo Hemorrhagic Fever (CCHF) in Georgia**

Crimean-Congo hemorrhagic fever (CCHF) is caused by infection through a tick-borne virus (Nairovirus). The disease was first characterized in Crimea in 1944 and given the name Crimean hemorrhagic fever. It was then later recognized in 1969 as the cause of illness in Congo, thus resulting in the current name of the disease. In 2014 34 people became infected (among which a 4-year old child) with CCHF. 3 of which died. The same year Pentagon biologists studied the virus in Georgia under the DTRA project "Epidemiology of febrile illnesses caused by Dengue viruses and other Arboviruses in Georgia". The project included tests on patients with fever symptoms and the collection of ticks, as possible vectors of CCHF for laboratory analysis.

#### **NEED THE FOLLOWING FILE**

<http://www.ncdc.gov/Category/Article/1480>

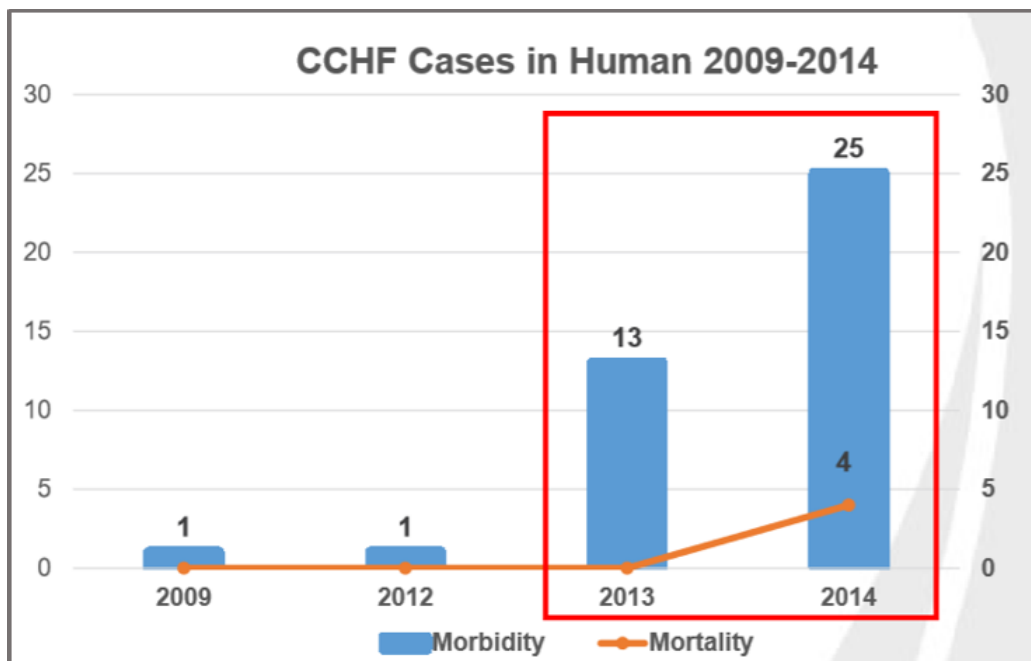
<https://www.ncbi.nlm.nih.gov/pubmed/26483375>

#### **Abstract**

Crimean-Congo hemorrhagic fever virus transmitted to humans by Hyalomma ticks or by direct contact with the blood of infected humans or domestic animals. The most common clinical signs of CCHF are fever, nausea, headache, diarrhea, myalgia, petechial rash, and bleeding. CCHF is a severe disease in humans with a fatality rate up to 15-85%. This study was undertaken to determine the predictors of fatality among patients with CCHF based on epidemiological, clinical, and laboratory findings. 34 patients were enrolled in the study, aged 4 to 77; 17 - male and 17 female. 3 of them were fatal cases. All of them were from Shua Kartli: Khashuri, Gori and Kaspi districts, involved in farming/handling livestock and the history of tick bite was present in most of patients. Evaluation of the epidemiological characteristics of this cases showed that the female to male ratio was nearly similar. The disease is common in the rural areas of the region, mostly in the actively working age group and almost all patients were farmers. The results of our study show that the most cardinal clinical and laboratory features of Crimean-Congo hemorrhagic fever are - acute beginning of disease, high fever, intoxication and hemorrhagic symptoms, thrombocytopenia, high level of aminotransferases and creatine. Predictors of fatality are: an altered mental status, in early stage of disease dramatic decreased thrombocytes count and significantly high level of aspartate aminotransferase, also longer the mean prothrombin time and INR.



33 people became infected with CCHF, 3 of them died in Georgia.



The cause of the CCHF outbreak in Georgia is still unknown. According to the local Veterinary Department report (<https://www.ghsagenda.org/docs/default-source/default-document-library/archive---vietnam-zdap-files/day-2/s5-2-georgia-cCHF-in-georgia-one-health-02.pdf>), only one tick from all of the collected species from the infected villages tested positive for the disease. Despite the claims of the local authorities that the virus was transmitted to humans from animals, all animal blood samples were negative too. The lack of infected ticks and animals is inexplicable given the sharp increase of CCHF human cases in 2014, meaning that the outbreak was not natural and the virus was spread intentionally.

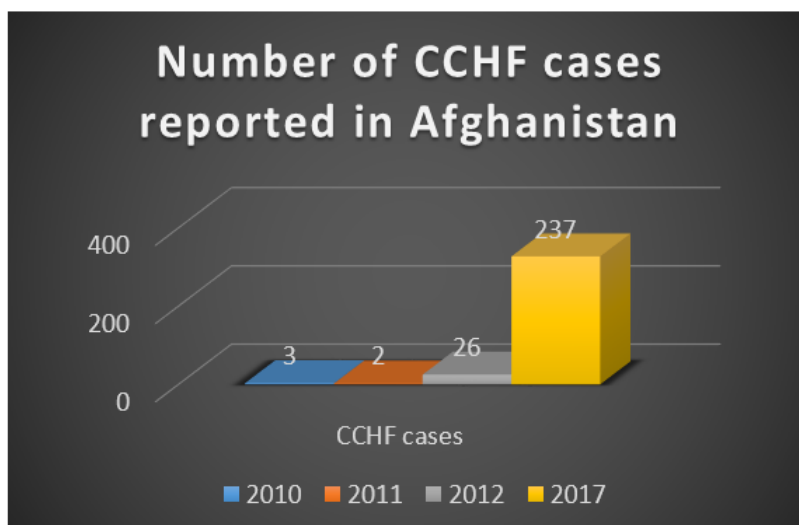
In 2016 another 21 590 ticks were collected for DNA database for future studies at The Lugar Center under the Pentagon project "Assessing the Seroprevalence and Genetic Diversity of Crimean-Congo Hemorrhagic Fever Virus (CCHFV) and Hantaviruses in Georgia".

([https://www.fbo.gov/index?s=opportunity&mode=form&id=1861649bef259cd12877c74f0c912924&tab=core&\\_cview=0](https://www.fbo.gov/index?s=opportunity&mode=form&id=1861649bef259cd12877c74f0c912924&tab=core&_cview=0))



#### **Military bio-lab blamed for deadly CCHF outbreak in Afghanistan**

237 cases of Crimean-Congo Hemorrhagic Fever (CCHF) have also been reported across Afghanistan, 41 of which were fatal as of December 2017. According to Afghanistan's Ministry of Health most of the cases have been registered in the capital Kabul where 71 cases have been reported with 13 fatalities, and in the province of Herat near the border with Iran (67 cases).



*Source: Ministry of Health of Afghanistan*





Afghanistan is one of 25 countries across the world with Pentagon bio-laboratories on their territory. The project in Afghanistan is part of the US bio-defense program – Cooperative Biological Engagement Program (CBEP), which is funded by the Defense Threat Reduction Agency (DTRA). The DTRA contractors, working at The Lugar Center in Georgia, CH2M Hill and Battelle

(<https://www.battelle.org/government-offerings/national-security/cbrne-defense/medical-surveillance-diagnostics-intervention>)

have also been contracted for the program in Afghanistan. CH2M Hill has been awarded a \$10.4 million contract (2013-2017). **The Pentagon contractors in Afghanistan and Georgia are the same and so are the diseases which are spreading among the local population in both countries.**

(<https://govtribe.com/contract/award/hdtra108d0008-0006?page=2>)

#### Why the Pentagon collects and studies bats

Bats are allegedly the reservoir hosts to the Ebola Virus (<https://www.cdc.gov/vhf/ebola/resources/virus-ecology.html>), Middle East Respiratory Syndrome (MERS (<https://www.cdc.gov/coronavirus/mers/about/transmission.html>)) and other deadly diseases. However, the precise ways these viruses are transmitted to humans are currently unknown. Numerous studies have been performed under the DTRA Cooperative Biological Engagement Program (CBEP) in a search for deadly pathogens of military importance in bats.

[Files/Ukraine/Biological Warfare/WIPED/2017+CBEP+SPR+Program+Book\\_Final.pdf](#)



221 bats were euthanized at the Lugar Center for research purposes in 2014.

<https://www.cbdstconference.com/agenda-download-abstract?AbstractId=870>

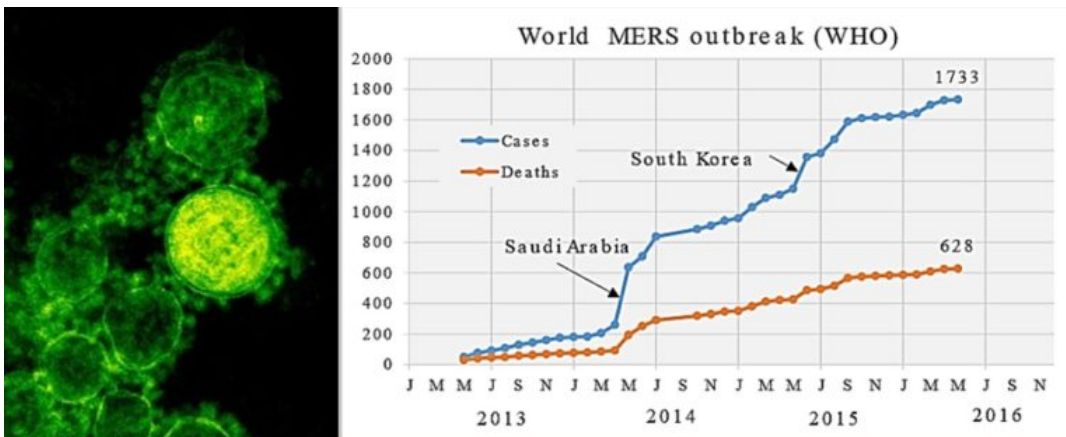


Bats have been blamed for the deadly Ebola outbreak in Africa (2014-2016). However, no conclusive evidence of exactly how the virus “jumped” to humans has ever been provided, which raises suspicions of intentional and not natural infection.

#### Engineering deadly viruses is legal in the US However it is Illegal Worldwide

MERS-CoV is thought to originate from bats and spread directly to humans and/or camels. However, like Ebola, the precise ways the virus spreads are unknown.

1,980 cases with 699 deaths were reported in 15 countries across the world (as of June 2017) caused by MERS-CoV.



MERS-CoV is one of the viruses that have been engineered by the US and studied by the Pentagon, as well as Influenza and SARS. Confirmation of this practice is Obama's 2014 temporary ban on government funding for such “dual-use” research. The moratorium was lifted in 2017 and experiments have continued. Enhanced Potential Pandemic Pathogens (PPPs) experiments are legal in the US.

[Files/Ukraine/Biological Warfare/WIPED/gain-of-function.pdf](#)

[Files/Ukraine/Biological Warfare/WIPED/P3CO-FinalGuidanceStatement.pdf](#)

Such experiments aim to increase the transmissibility and/or virulence of pathogens.

#### Tularemia as Bioweapon

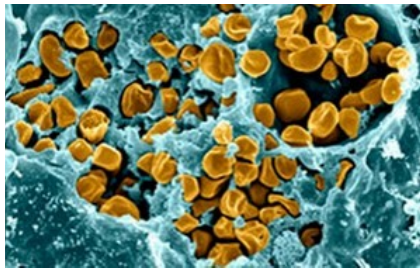
Tularemia, also known as Rabbit Fever, is classified as a bioterrorism agent and was developed in the past as such by the US. However, the Pentagon's research on tularemia continues, as well as on possible vectors of the bacteria such as ticks and rodents which cause the disease. The DTRA has launched a number of projects on Tularemia along with other especially dangerous pathogens in Georgia. Especially Dangerous Pathogens (EDPs), or select agents, represent a major concern for the public health globally. These highly pathogenic agents have the potential to be weaponized with proof of their military importance seen through the following Pentagon projects: Epidemiology and Ecology of Tularemia in Georgia (2013-2016) (60 000 vectors were collected for strain isolates and genome research); Epidemiology of Human Tularemia in Georgia and Human Disease Epidemiology and Surveillance of Especially Dangerous Pathogens in Georgia (study of select agents among patients with undifferentiated fever and hemorrhagic fever/septic shock).

#### WE NEED THE FOLLOWING FILES

<http://www.ncdc.gov/Category/Article/1478>

[http://www.ncdc.gov/AttachedFiles/Annual%20Report\\_NCDC%202014\\_c39d8614-24c7-4a4a-8803-4b1a98ea2102.pdf](http://www.ncdc.gov/AttachedFiles/Annual%20Report_NCDC%202014_c39d8614-24c7-4a4a-8803-4b1a98ea2102.pdf)

<http://www.ncdc.gov/Category/Article/2875>



F. Tularensis is a highly infectious bacterium and has the potential to be weaponized for use through aerosol attacks.

### UNCLASSIFIED

Table 1. (U) Resource Cost Summary for an *F. tularensis* Aerosol Attack on a Battalion.

Item	Cost (1976 \$)
Planning	8,750
Agent Production	10,000
Munition Acquisition	9,897
Weapon Employment	5,700
<b>TOTAL:</b>	<b>34,347</b>

Table 4. (U) Resource Cost Summary for an *F. tularensis* Aerosol Attack on a City.

Item	Cost (1976 \$)
Planning	547
Agent Production	174,000
Munition Acquisition	1,435
Weapon Employment	3,250
<b>TOTAL:</b>	<b>179,232</b>

Tularemia is one of the bio-weapons that the US Army developed in the past.

Source: 1981 US Army Report (Army Researched Weaponizing Of Mosquitoes)

<http://www.thesmokinggun.com/file/entomological-weapons>





# UNCLASSIFIED

Table 1. (U) Resource Cost Summary for an *F. tularensis* Aerosol Attack on a Battalion.

Item	Cost (1976 \$)
Planning	8,750
Agent Production	10,000
Munition Acquisition	9,897
Weapon Employment	5,700
TOTAL:	34,347

1.5.1.2 (U) Attack with Yellow Fever Infected Mosquitoes. The cost of attacking a 7.5-km<sup>2</sup> area (battalion) with yellow fever-infected mosquitoes was estimated. Where possible, costs of equipment were taken from 1976 catalogues to make the cost comparison with the aerosol attack as valid as possible. The feasibility of area coverage with *A. aegypti* mosquitoes was based on the Avon Park, Florida mosquito trials described in Section 4 (11,12). Approximately 225,000 infected female *A. aegypti* are required for this hypothetical attack. The mosquitoes would be released from a helicopter 610 m upwind of the target area. Table 2 contains the resource cost summary for this attack. See Table 6 page 46 for the estimated cost of munition items for the *F. tularensis* attack and Table 7 page 49 for the estimated cost of items to raise 225,000 yellow fever infected mosquitoes.

Table 2. (U) Resource Cost Summary for a Yellow Fever-Infected Mosquito Attack on a Battalion.

Item	Cost (1976 \$)
Planning	8,750
Agent Production	9,066
Munition Acquisition	2,150
Weapon Employment	6,700
TOTAL:	26,666

(U) Tables 1 and 2 demonstrate the probable cost differential for an aerosol versus E1f attack when considering a given limited area such as that occupied by a mechanized battalion in the field. In actuality, an E1f attack of this type on a military unit would probably not be attempted because complete control of the airways would be necessary and the attack would not be covert. The same would be true for a pathogen aerosol attack attempted this close to the target area.

### 1.5.2 City Attack.

1.5.2.1 (U) Attack with Yellow Fever-Infected Mosquitoes. The cost of attacking an urban area covertly with yellow fever-infected mosquitoes was estimated. It was assumed the cost of planning a city attack with yellow fever-infected mosquitoes is comparable with the cost of planning an aerosol attack on Washington, DC (scenario 7 of reference 10). In the present hypothetical attack, 16 simultaneous attacks were planned at a total planning cost of \$8,750. The cost of one attack would be \$547.00 ( $\$8,750 \div 16$ ).

(U) Agent production would involve producing 225,000 yellow fever-infected female *A. aegypti*. This is the same number used in the hypothetical battalion attack so the cost would be the same (\$9,066).

(U) Munition acquisition was estimated to be \$500.00 and weapon employment (truck rental and wages of two semi-skilled people for eight hours) was estimated to be \$360.00. These costs are summarized in Table 3.

Table 3. (U) Resource Cost Summary for a Yellow Fever-Infected Mosquito Attack on a City.

Item	Cost (1976 \$)
Planning	547
Agent Production	9,066
Munition Acquisition	500
Weapon Employment	360
TOTAL:	10,473

THIS TABLE IS UNCLASSIFIED

(b)(1)...

(U) The costs of agent production, munition acquisition, and weapon employment were also taken from scenario 7 of reference 10. The one exception to this was for weapon employment. Scenario 7 included the travel and per diem costs of foreign agents traveling to the US to conduct the attack. In the presently described scenario, people to conduct the attack were considered to be already in the US. This makes the costs comparable to those for the yellow fever mosquito attack on a

city where attack personnel were considered to be already in the US. The costs are summarized in Table 4.

Table 4. (U) Resource Cost Summary for an *F. tularensis* Aerosol Attack on a City.

Item	Cost (1976 \$)
Planning	547
Agent Production	174,000
Munition Acquisition	1,435
Weapon Employment	3,250
TOTAL:	179,232

THIS TABLE IS UNCLASSIFIED

1.5.3 Cost Comparison Summary.

(b)(1)...

(U) The closeness of agent and agent vector release in these two types of attacks (610 m upwind of the target area) would preclude the advantage of covertness. Therefore, personnel having access to protective masks during an *F. tularensis* aerosol attack would probably have the opportunity to take advantage of this method of protection.

(b)(1)...

(U) It has been estimated that between 50 and 90 percent of a nonimmune population bitten by infected yellow fever mosquitoes will become infected and 30 to 40 percent of the victims will die (12). Thus >50 percent of the personnel in the battalion would likely become incapacitated and a large number would die.

(b)(1)...

Table 5. (U) Various Estimates of Cost per Death for an *F. tularensis* Aerosol Attack on a City.

Percent Deaths	Number of Deaths	Cost Per Death (1976 \$)
5	62,500	2.86
10	125,000	1.43
20	250,000	0.72
30	375,000	0.48
40	500,000	0.36
50	625,000	0.29

THIS TABLE IS UNCLASSIFIED

<sup>1</sup>Streptomycin, kanamycin, and chloramphenicol are also effective against *F. tularensis*, although some strains of *F. tularensis* are resistant to streptomycin.



SECTION 3. INTELLIGENCE INFORMATION (U)

(U) Since World War II several reports have indicated the Soviet Union has an interest in EW.

3.1 MIRSCH REPORT

(b)(1)...

(U) The prisoners, reportedly in chains, were placed in an eight-man tent which had a number of plague-infected rats and fleas under wire nets on the floor. Most of the prisoners developed bubonic plague after being bitten by the fleas. Ground squirrels and other rodents were reported to have been used in similar experiments and proved to be efficient intermediary hosts. The escape of a prisoner infected with bubonic plague started a great epidemic among the Mongols in the summer of 1941. Three to five thousand Mongols were reported to have died in this epidemic and were disposed of by burning or burying with disinfectants.

(U) Ticks were also reported to have been used to transfer tick-borne encephalitis to prisoners. In addition, infected fleas and other insect vectors were dropped from aircraft in paper containers.

3.2 MASS PRODUCTION OF AEDES AEGYPTI

(b)(1)...

#### SECTION 4. HISTORY OF E-14 FIELD TESTING IN THE US (U)

##### 4.1 OPERATION BIG ITCH (8,12)

(U) In 1954 a series of trials was conducted using *Xenopsylla cheopis* (fleas) in E-14 munitions with cardboard and sponge inserts. The insects were dropped from altitudes of 305 and 610 m over US Army Dugway Proving Ground (DPG), Utah to: (1) investigate the suitability of the munition components for dissemination of these arthropod vectors; (2) determine survival and host acquisition ability of *X. cheopis* disseminated from these devices; (3) plot carrier patterns produced by E-14 munitions filled with the special carriers.

(U) The fleas were successfully reared to the appropriate stage, then dropped on the target with little or no die-off. After release, the insects were successful in acquiring hosts but were not active longer than 24 hours. The sponge carriers were the most widely distributed, as indicated by carrier patterns.

(U) No calculations of effects were attempted in this report.

##### 4.2 OPERATION BIG BUZZ (12,14)

(U) In May 1955 a field test was conducted in Georgia to (1) demonstrate the feasibility of mass-producing, storing, loading into munitions, and disseminating mosquitoes from aircraft, and (2) to determine if the mosquitoes would survive the airdrop and take blood meals from humans.

(U) More than one million uninfected *A. gambiae* were produced and stored for nearly two weeks. About one third of these mosquitoes were placed in E-14 munitions (containing "aircomb waffles" and "loop tubes") and in 0.76 m rocket-shaped ground release munitions, and dropped, without mortality, from aircraft. The remaining mosquitoes were used in munition loading and storage tests. Mosquitoes were released from E-14 munitions when they were 91 m above the ground. The mosquitoes were dispersed by the wind and their own flight and were collected as far as 610 m downwind from the target release site. The female mosquitoes were active in seeking blood meals from humans and guinea pigs.

##### 4.3 OPERATION DROP KICK (12,15)

(b)(1)...

(b)(1)...

#### 4.5 OPERATION MAY DAY (12,17)

(U) Operation MAY DAY consisted of studies of *A. ggypti* activity and dispersion in an urban area (Savannah, Georgia) from April to November 1956.

(U) The tests were designed to give information on the dispersal of *A. ggypti* from a ground level point-source release in a short period of time. Results were based primarily on mosquito recoveries obtained in dry-ice baited traps. In these tests a small fraction (0.5 percent to 7.75 percent) of the total number of mosquitoes

## UNCLASSIFIED

### SECTION 7. CONCLUSIONS AND RECOMMENDED DEFENSIVE MEASURES

#### 7.1 CONCLUSIONS

(U) Intelligence information gathered about the Warsaw Pact countries indicates that in the past, they have attempted development of an EW capability. Indirect evidence, e.g., mass rearing of potential insect vectors and working with microbiological agents compatible with EW that are not a problem in these countries, comprises the evidence available to indicate present activity in this area. The Warsaw Pact nations certainly have the capability to conduct EW.

(U) The *A. aegypti*/yellow fever virus system is estimated to be the most likely antipersonnel EW system that could be used by the Warsaw Pact countries against the United States or the European NATO nations. Foot and mouth disease virus is a likely animal EW agent that could be effectively spread by *M. domestica*.

(U) In the magnitude of the city attack scenarios described in this report, i.e., 16 simultaneous attacks on urban areas, the *A. aegypti*/yellow fever virus EW attack system was estimated to be less cost effective than the *F. tularensis* aerosol mode of attack in casualties produced, but it may be more cost effective when considering mortalities produced. The *A. aegypti*/yellow fever virus attack system becomes more cost effective in relation to the *F. tularensis* aerosol attack mode if the magnitude of the attack becomes smaller, and less effective when the magnitude becomes greater. The *A. aegypti*/yellow fever virus EW attack system also requires less expertise to develop and employ than the *F. tularensis* aerosol system.

(U) EW systems are not likely to be employed on military units because the agent vectors must be released too close to the target area. This would make a covert attack on a military unit very difficult to achieve. EW could be very effectively used against civilian urban populations or it could be used to cause great economic losses in the cattle and livestock industry.

#### 7.2 RECOMMENDED DEFENSIVE MEASURES

(U) When an EW attack on a city is suspected or when a large population of mosquitoes or other insects unexpectedly appears in an abnormal way, reaction must be swift. Insecticide spray operations should be initiated as soon as possible. At the same time, the general population must be warned by radio, television, and newspapers. If the insects are mosquitoes the warning should include advice to stay indoors and keep unscreened doors and windows closed at all times. Those who must venture outside should be protected as much as possible. Suggested protection should include wearing mosquito netting over face



## UNCLASSIFIED

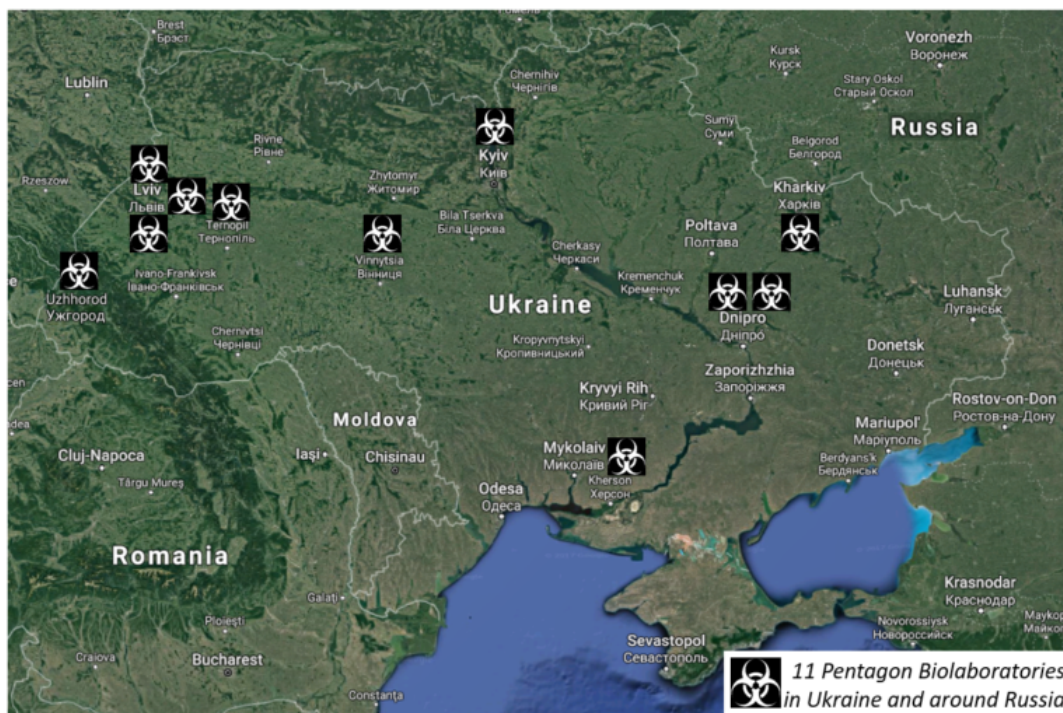
and neck and the use of mosquito repellent. Long sleeve shirts with gloves tightly fastened around the wrists should be worn. Pants should be fastened tightly around the ankles and two pairs of socks worn. Hats should be worn to protect the tops of heads.

(U) Where possible, insecticide spraying should be started in individual dwellings. In the event of an EW plague attack, people should be assured that it is treatable and in the event of plague symptoms, antibiotic treatment must not be delayed. If sufficient evidence is available that a plague flea attack has occurred, and if sufficient antibiotics are available, antibiotic treatment of flea-bitten individuals might even be given before the appearance of symptoms.

(U) Panic is one of the most important things to prevent in the event of an EW attack on the general population. People must be assured that, ordinarily, the best procedure for them to follow is not to flee the area but to stay and receive proper treatment, or if mosquitoes are the vector, to stay inside and stay protected.

UNCLASSIFIED

Pentagon bio-laboratories spread diseases in Ukraine



The DoD Defense Threat Reduction Agency (DTRA) has funded 11 bio-laboratories in the former Soviet Union Country Ukraine, bordering on Russia.

**Dnipropetrovsk Diagnostic Laboratory  
Dnipropetrovsk Oblast Laboratory Center  
39/A, Filsofs'ka str., Dnipropetrovsk**

**Fact Sheet**

**Technical Assistance Project** - technical assistance plan for relevant recipients of Ministry of Health of Ukraine.

**Donor** – the Department of Defense of USA

**Beneficiary/Executive Agent** - Ministry of Health of Ukraine

**Recipient** – Dnipropetrovsk Oblast Laboratory Center (former Dnipropetrovsk Oblast SES)  
Address: 26, Smidta /39/A, Filsofs'ka Str., Dnipropetrovsk.  
POC: Dr. Valeriy Grygorovych Kapshuk, Chief Doctor

**Contractor Team** - Integrating Contractor: Black & Veatch. Ukrainian Subcontractors: Dnipropetrovsk Domus-Proekt (Designer) & RK-Center (Construction) & Medimax (Equipment supply).

**Design Oversight (Avtornadzor)** – Dnipropetrovsk Domus-Proekt

**Construction Oversight (Technadzor)** – D.V Zyrianov

**Expert Examination of Design Approval** - The Conceptual Design was approved by MoH Central Regime Commission on August 11, 2010. The Working Design was approved by Dnipropetrovsk "Ukrbudderzhexpertise" on December 01, 2010.

**Construction permit** - The Construction Permit was signed GASK (State Architectural Construction Inspection in Dnipropetrovsk oblast) on December 21, 2010.

**State Acceptance** – "Construction Acceptance Act" was signed by the Chief Doctor Kapshuk Valeriy Grygorovych on October 03, 2011 and registered by GASK (State Architectural Construction Inspectorate) on October 03, 2011.

**Transfer of Custody and Sustainment Memorandum of Understanding** – The TOC and S&T MoU was signed by the Chief Doctor, Dr. Valeriy Grygorovych Kapshuk on January 18, 2012.

**EDPs Permit** – The permit for working with Pathogens was issued by Regime Commission of MoH on February 15, 2012.

**USG Investment** - Total cost of laboratory: **USD\$1,935,557** (USD\$1,531,479 for Design & Construction; USD\$404,078 for lab equipment and furniture)

**Dnipropetrovsk State Regional Diagnostic Veterinary Laboratory  
(Dnipropetrovsk RDVL)  
48, Kirova ave., Dnipropetrovsk**

**Information Summary**

**Technical Assistance Plan** - Memorandum for technical assistance to designated recipients of the State Committee of Veterinary Medicine of Ukraine and the National Academy of Agrarian Sciences of Ukraine. Registration Card # 2225-04 on 21.05.2012.

**Donor** – the United States Defense Threat Reduction Agency (DTRA)

**Beneficiary/Executive Agent** - State Committee of Veterinary Medicine of Ukraine (currently - State Veterinary and Phytosanitary Service of Ukraine)

**Recipient** – Dnipropetrovsk State Regional Laboratory of Veterinary Medicine; 48, Kirova ave., Dnipropetrovsk. Malimon Oleksandr Grygorovych, Director

**Contractor Team** - Integrating Contractor: Black & Veatch Special Projects Corp. Ukrainian Subcontractors: Project Technical Center (Designer) & Mediamax (Construction & Equipment Supplier).

**Design Oversight** –Project Technical Center, Sergey Volodymyrovych Mutilin

**Construction Oversight** – Georgii Petrovych Granich

**Design-project Expert Assessment** - Draft project was approved by the Central Regime Committee of the Ministry of Health of Ukraine on March 27, 2012. Working design-project was approved by the Decree of the Director of Dnipropetrovsk SRLVM on June 21, 2013

**Construction permit** – Declaration for construction works was signed by the Director of Dnipropetrovsk Regional State Veterinary Laboratory (Oleksandr Malimon) and registered in the State Architectural Construction Inspection in the Dnipropetrovsk region on July 19, 2012.

**Operational readiness** - Declaration of facility operational readiness was provided to the Director of the Dnipropetrovsk State Regional Veterinary Laboratory to sign and submit to the State Construction Inspection. Veterinary Working Group inspected the facility on May 23, 2013. The Black & Veatch has received the comments and sent the answer on July 7, 2013.

**Transfer of Custody (Acceptance Act) and Memorandum of Understanding** – The TOC was signed on April 17, 2013

**EDPs Permit** – The obtaining of the Permit for working with pathogens is in process.

**Certification of Attestation / Accreditation** - Certification of Attestation / Accreditation process will be started after obtaining Permit for working with Pathogens.

**USG Investment** - Total cost of laboratory: **\$1, 810, 547 USD** (\$1,298,805,19 for Design & Construction; \$511,742 for lab equipment and furniture)

**Lviv Diagnostic Laboratory  
Lviv Oblast Laboratory Center  
27, Krupyarskaya Str. Lviv**

**Fact Sheet**

**Technical Assistance Project** - Technical Assistance Plan for Designated Recipients of the Ministry of Health of Ukraine. Registration card #2225-04 dated 21.05.2012.

**Donor** – the Department of Defense of the United States of America

**Beneficiary/Executive Agent** – the Ministry of Health of Ukraine

**Recipient** – Lviv Oblast Laboratory Center (former Oblast SES)  
Address: 27, Krupyarskaya Str. Lviv  
POC: Dr. Lubamira Evgenivna Shepelenko, Acting Director of Laboratory Center

**Contractor Team** - Integrating Contractor: Black & Veatch. Ukrainian Subcontractors: Central Design Institute - Lviv (Designer) & RK-Center (Construction) & Mediamax (equipment supply).

**Design Oversight (Avtonadzor)** – Central Design Institute, Lviv - Evgeni Vasilovich Svetlichniy

**Construction Oversight (Technadzor)** - Bogdan Ivanovich Ostrovskiy

**Expert Examination of Design Approval** - The Conceptual Design was approved by MoH Central Regime Commission on August 11, 2011. The Working Design was approved by Lviv "Ukrbudderzhexpertise" on August 12, 2011.

**Construction permit** - The Declaration for start to construction was signed by the Chief Doctor of Lviv Oblast SES (Dr. Roman Mikhailovich Pavliv) and registered at GASK (State Architectural Construction Inspection in Lviv oblast) on July 13, 2010

**State Acceptance** - "Construction Ready for Operation Declaration" was signed by the Acting Chief Doctor, Dr. Mikola Vasilievich Urbanovich, and registered at GASK (State Architectural Construction Inspection in Lviv oblast) on December 25, 2012

**Transfer of Custody and Sustainment Memorandum of Understanding** - The TOC and S&T MoU were signed by the Chief Doctor of Lviv Oblast SES, Dr. Roman Mikhailovich Pavliv, on July 24, 2012.

**EDPs Permit** - The permit for working with Pathogens was issued by Regime Commission of MoH on July 2, 2012.

**USG Investment** - Total cost of laboratory: **USD\$1,927,158** (USD\$1,523,080 for Design & Construction; USD\$404,078 for lab equipment, furniture, and installation)

**Kherson Diagnostic Laboratory  
Kherson Oblast Laboratory Center  
3 Uvarova Str., Kherson**

**Fact Sheet**

**Technical Assistance Project** - Technical Assistance Plan for designated recipients of the Ministry of Health of Ukraine. Registration card #2225-04 dated 21.05.2012.

**Donor** – the Department of Defense of the United States of America

**Beneficiary/Executive Agent** - the Ministry of Health of Ukraine

**Recipient** – Kherson Oblast Laboratory Center (former Kherson Oblast SES)  
Address: 3 Uvarova Str., Kherson  
POC: Dr. Vasyl Oleksiovych Stryapochuk, Director of the Oblast Laboratory Center

**Contractor Team** - Integrating Contractor: Black & Veatch. Ukrainian Subcontractors: Techno Project (Designer) & Macrochem (Construction & Equipment supply).

**Design Oversight (Avtornadzor)** - Vasyl Petrovych Lysenko

**Construction Oversight (Technadzor)** - Pavel Yakovlevich Andrievskiy

**Expert Examination of Design Approval** - Conceptual Design was approved by the MoH Central Regime Commission on September 23, 2011. The Working Design was approved by Kherson "Ukrbudderzhexpertise" on February 21, 2012.

**Construction permit** - The Declaration for start of construction was signed by the Chief Doctor of Kherson Oblast SES (Vasyl Oleksiovych Stryapochuk) and registered at GASK (State Architectural Construction Inspection in Kherson oblast) on April 03, 2012.

**State Acceptance** - "Construction Ready for Operation Declaration" was signed by the Chief Doctor (Dr. Vasyl Oleksiovych Stryapochuk) on December 25, 2012 and registered at GASK (State Architectural Construction Inspection in Kherson oblast) on December 28, 2012.

**Transfer of Custody and Sustainment Memorandum of Understanding** - Transfer of Custody is in process.

**EDPs Permit** - Permit for working with Pathogens will be obtained after signing TOC and MoU.

**USG Investment** - Total cost of laboratory: **USD\$1,728,822** (USD\$1,285,845 for Design & Construction; USD\$442,977 for lab equipment and furniture)



**Lviv Research Institute of Epidemiology and Hygiene (LRIEH)**  
12, Zelena Str. Lviv

**Fact Sheet**

**Technical Assistance Project** - Technical Assistance Plan for designated recipients of the Ministry of Health of Ukraine. Registration card #2225-04 dated 21.05.2012.

**Donor** – the Department of Defense of the United States of America

**Beneficiary/Executive Agent** – the Ministry of Health of Ukraine

**Recipient** – Lviv Research Institute of Epidemiology and Hygiene (LRIEH);  
Address: 12 Zelena Str. Lviv.  
POC: Dr. Olexandra Olexandrivna Tarashyuk, Director of Institute

**Contractor Team** - Integrating Contractor: Black & Veatch. Ukrainian Subcontractors: Lviv Proekt Institute (design) & RK-Center (Construction) & Biolabtech (Equipment supply).

**Design Oversight (Avtonadzor)** – Lviv Proekt Institute -Senish, Anantoly Mikolayovich.

**Construction Oversight (Technadzor)** – "Fenix" company, V.M.Andruhin

**Expert Examination of Design Approval** - The Conceptual Design was approved by MoH Central Regime Commission on November 06, 2009. The Working Design was approved by Lviv "Ukrbudderzhexperte" on December 10, 2009.

**Construction permit** - The Construction Permit was signed by GASK (State Architectural Construction Inspection) on April 27, 2010

**State Acceptance** – "Construction Acceptance Act" was signed by the members of the Regime Commission of MOH and approved by the Acting Director, Dr. Igor Mykolayovich Lozyns'kyi on June 25, 2010. BTI (Building Technical Passport) was obtained on August 20, 2010. Declaration on state acceptance was registered at GASK (State Architectural Construction Inspection in Lviv Oblast) on July 28, 2011, #14211022432.

**Transfer of Custody and Sustainment Memorandum of Understanding** – The TOC was signed on March 21, 2011 and S&T MoU was signed May 04, 2011 by the Acting Director, Dr. Igor Mykolayovich Lozyns'kyi.

**EDPs Permit** – The permit for working with Pathogens was issued by the Regime Commission of MoH on December 21, 2011.

**USG Investment** - Total cost of laboratory: **USD\$1,530,205** (USD\$1,061,357 for Design & Construction; USD\$468,848 for lab equipment and furniture)

**State Regional Laboratory of Veterinary Medicine  
Lviv Regional Diagnostic Veterinary Laboratory  
7, Promislova Str. Lviv**

**Fact Sheet**

**Technical Assistance Project** - Memorandum on Technical Assistance for Project Recipients of the State Committee of Veterinary Medicine of Ukraine and National Academy of Agrarian Sciences of Ukraine

**Donor** – the Department of Defense of the United States of America (DoD)

**Beneficiary/Executive Agent** - the State Committee of Veterinary Medicine of Ukraine (renamed the State Veterinary and Phytosanitary Service of Ukraine)

**Recipient** – State Regional Laboratory of Veterinary Medicine  
Address: 7, Promislova Str. Lviv  
POC: Dr. Roman Petrovich Simonov, Director of Laboratory

**Contractor Team** - Integrating Contractor: Black & Veatch. Ukrainian Subcontractors: Project Development Center (designer) & Mediamax (Construction & Equipment supply).

**Design Oversight (Avtonadzor)** - Sergey Vladimirovich Mutilin

**Construction Oversight (Technadzor)** - Bogdan Ivanovich Ostrovskiy

**Expert Examination of Design Approval** - The Conceptual Design was approved by MoH Central Regime Commission on March 27, 2012. The Working Design was approved by Lviv "Ukrbudderzhexperts" on May 31, 2012.

**Construction permit** - The Declaration for start of construction was signed by the Director of Lviv State Regional Laboratory of Veterinary Medicine (Dr. Roman Petrovich Simonov) and registered at GASK (State Architectural Construction Inspection in Lviv oblast) on June 01, 2012

**State Acceptance** - "Construction Ready for Operation Declaration" was submitted to the Director of Lviv State Regional Laboratory of Veterinary Medicine for signature on October 22, 2012. Veterinary working group inspection completed on December 3-4, 2012. Black & Veatch received their comments and responded on December 27, 2012.

**Transfer of Custody and Sustainment Memorandum of Understanding** - The TOC and S&T MoU were submitted for signature to the State Veterinary and Phytosanitary Service of Ukraine on January 10, 2013.

**EDPs Permit** - The Permit for working with Pathogens is in progress.

**USG Investment** - Total cost of laboratory: USD\$1,734,971 (USD\$1,253,803 for Design & Construction; USD\$481,168 for lab equipment, furniture, and installation)

**Ternopil Diagnostic Laboratory  
Ternopil Oblast Laboratory Center  
13 Fedkovycha str., Ternopil**

**Fact Sheet**

**Technical Assistance Project** - Technical Assistance Plan for designated recipients of the Ministry of Health of Ukraine. Registration card #2225-04 dated 21.05.2012.

**Donor** – the Department of Defense of the United States of America

**Beneficiary/Executive Agent** - the Ministry of Health of Ukraine

**Recipient** – Ternopil Oblast Laboratory Center (former Ternopil Oblast SES)

Address: 13 Fedkovycha str., Ternopil

POC: Stepan Semenovich Dnistrian, Director of Oblast Laboratory Center

**Contractor Team** - Integrating Contractor: Black & Veatch. Ukrainian Subcontractors: Techno Project (Designer) & Macrochem (Construction & Equipment supply).

**Design Oversight (Avtornadzor)** - Vasyl Petrovich Lysenko

**Construction Oversight (Technadzor)** - Yaroslav Nikolaevich Malichenko

**Expert Examination of Design Approval** - Conceptual Design was approved by the MoH Regime Commission on November 24, 2011. The Working Design was approved by Ternopil "Ukrbudderzhexpertise" on April 11, 2012.

**Construction permit** - The Declaration for start of construction was signed by the Chief Doctor of Ternopil Oblast SES (Dr. Stepan Semenovich Dnistrian) and registered at GASK (State Architectural Construction Inspection in Ternopil oblast) on April 20, 2012.

**State Acceptance** - "Construction Ready for Operation Declaration" was signed by the Chief Doctor (Dr. Stepan Semenovich Dnistrian) and registered at GASK (State Architectural Construction Inspection in Ternopil oblast) on December 25, 2012.

**Transfer of Custody and Sustainment Memorandum of Understanding** - Transfer of Custody is in process.

**EDPs Permit** - Permit for working with Pathogens will be obtained after signing TOC and MoU.

**USG Investment** - Total cost of laboratory: **USD\$1,755,786** (USD\$1,312,810 for Design & Construction; USD\$442,976 for lab equipment and furniture)

**Vinnitsia Diagnostic Laboratory (Vinnitsia DL)  
Vinnitsia Oblast Laboratory Center  
11, Malinovskogo str., Vinnitsia**

**Fact Sheet**

**Technical Assistance Project** – Technical Assistance Plan for designated recipients of the Ministry of Health of Ukraine. Registration card #2225-04 dated 21.05.2012.

**Donor** – the Department of Defense of the United States of America

**Beneficiary/Executive Agent** – the Ministry of Health of Ukraine

Recipient – Vinnitsia Oblast Laboratory Center (former - Vinnitsia Oblast SES)  
Address: 11, Malinovskogo str., Vinnitsia  
POC: Dr. Valentina Grigoryevna Zaytseva, Head of the Laboratory Center

**Contractor Team** - Integrating Contractor: Black & Veatch. Ukrainian Subcontractors: Vinnitsia Design Institute of MoH-Lviv (Designer) & RK-Center (Construction) & Biolabtech (Equipment supply).

**Design Oversight (Avtonadzor)** – Architectural Construction Engineering Company Vinnitsia

**Construction Oversight (Technadzor)** – O.I.Kuprienko

**Expert Examination of Design Approval** - The Conceptual Design was approved by MoH Central Regime Commission on November 06, 2009. The Working Design was approved by Vinnitsia "Ukrbudderzhexpertise" on November 13, 2009.

**Construction permit** - The Construction Permit was signed by GASK (State Architectural Construction Inspection in Vinnitsia oblast) on May 05, 2010.

**State Acceptance** – "Construction Acceptance Act" was signed by the Chief Doctor (Valentina Grigoryevna Zaytseva) on August 30, 2010. Building Certificate Compliance was signed by GASK (State Architectural Construction Inspection in Vinnitsia oblast) on August 31, 2010.

**Transfer of Custody and Sustainment Memorandum of Understanding** - The TOC and S&T MoU were signed by the Chief State Doctor Valentina Grigoryevna Zaytseva on December 01, 2010.

**EDPs Permit** – The permit for working with Pathogens was issued by Regime Commission of MoH on December 22, 2010.

**USG Investment** - Total cost of laboratory: **USD\$1,504,840** (USD\$1,106,610 for Design & Construction; USD\$398,230 for lab equipment and furniture)

**Zakarpatska Diagnostic Laboratory  
Zakarpatska Oblast Laboratory Center  
96, Sobranetska Street., Uzhgorod**

**Fact Sheet**

**Technical Assistance Project** - Technical Assistance Plan for designated recipients of the Ministry of Health of Ukraine. Registration card #2225-04 dated 21.05.2012.

**Donor** – the Department of Defense of the United States of America

**Beneficiary/Executive Agent** - the Ministry of Health of Ukraine

**Recipient** – Zakarpatska Oblast Laboratory Center (former Zakarpatska Oblast SES)  
Address: 96, Sobranetska Str., Uzhgorod  
POC: Dr., Vladimir Mikhailovich Markovich, Director of the Oblast Laboratory Center

**Contractor Team** - Integrating Contractor: Black & Veatch. Ukrainian Subcontractors: - Ekzotika LTD-Uzhgorod (Designer) & RK-Center (Construction) & Mediamax (Equipment supply).

**Design Oversight (Avtonadzor)** - Ivan Andriyovych Mygalko

**Construction Oversight (Technadzor)** - Sergey Yurievich Petrovsiy

**Expert Examination of Design Approval** - Conceptual Design was approved by the MoH Central Regime Commission on August 11, 2010. The Working Design was approved by Zakarpatska Oblast "Ukrbudderzhexpertise" on December 07, 2010.

**Construction permit** - The Construction Permit was signed by GASK (State Architectural Construction Inspection in Zakarpatska oblast) on December 29, 2010

**State Acceptance** - "Construction Acceptance Act" was signed by the Chief Doctor (Dr. Vladimir Mikhailovich Markovych) on July 15, 2011. Building Certificate Compliance was signed by GASK (State Architectural Construction Inspection in Zakarpatska oblast) on July 23, 2011.

**Transfer of Custody and Sustainment Memorandum of Understanding** - The TOC and S&T MoU were signed by the Chief Doctor (Dr. Vladimir Mikhailovich Markovych) on February 16, 2012.

**EDPs Permit** - The permit for working with Pathogens was issued by Regime Commission of MoH on March 02, 2012.

**USG Investment** - Total cost of laboratory: **USD\$1,920,432** (USD\$1,516,354 for Design & Construction; USD\$404,078 for lab equipment and furniture)



**Institute of Veterinary Medicine of the National Academy of Agrarian Sciences**

**Fact Sheet**

**Technical Assistance Project** – Memorandum on technical assistance for project recipients of the State Committee of Veterinary Medicine of Ukraine and National Academy of Agrarian Sciences of Ukraine. Registration card #2225-04, dated 05.21.2012

**Donor** – The Department of Defense of the United States of America (DoD)

**Beneficiary/Executive Agent** - The State Committee of Veterinary Medicine of Ukraine (now the State Veterinary and Phytosanitary Service of Ukraine)

**Recipient** – **Institute of Veterinary Medicine of the National Academy of Agrarian Science**

Address: 30, Donetska street, Kiev, Ukraine  
POC: Dr. Serhiy Nychyk, Director

**Contractor Team** - Integrating Contractor: Black & Veatch. Ukrainian Subcontractors: Project Technichnyi Center (Designer) & Mediamax (Construction & Equipment supply).

**Design Oversight (Avtornadzor)** – Mutilin Sergey Volodimirovich

**Construction Oversight (Technadzor)** - Ziryarov Dmitro Viktorovich

**Expert Examination of Design Approval** – The Conceptual Design was approved by the MoH Central Regime Commission on July 11, 2012. The Working Design was approved by Dr. Nychyk, Director of IVM on August 29, 2012.

**Construction permit** – The Declaration for the beginning of construction was signed by Dr. Nychyk, Director of IVM and registered by GASK (State Architectural Construction Inspection in Kiev oblast) on September 07, 2012.

**State Acceptance** - "Construction Ready for Operation Declaration" was signed by Dr. Nychyk, Director of IVM on April 08, 2013 and applied for registration by GASK (State Architectural Construction Inspection in Kiev oblast) on April 15, 2013.

**Transfer of Custody and Sustainment Memorandum of Understanding** - Transfer of Custody is in process.

**EDPs Permit** - Permit for working with Pathogens is in process.

**USG Investment** - Total cost of laboratory: **\$2,109,375.23 USD** (\$1,217,164 for design and construction and \$762,134 for equipment and furniture)

**Kharkiv Diagnostic Laboratory  
Kharkiv Oblast Laboratory Center  
Pomirky region, Kharkiv**

**Fact Sheet**

**Technical Assistance Project** - Technical Assistance Plan for designated recipients of the Ministry of Health of Ukraine. Registration card #2225-04 dated 21.05.2012.

**Donor** - the Department of Defense of the United States of America

**Beneficiary/Executive Agent** - the Ministry of Health of Ukraine

**Recipient** - Kharkiv Oblast Laboratory Center (former Kharkiv Oblast SES)  
Address: Pomirky region, Kharkiv  
POC: Dr. Tatyana Mykhaylivna Kolpakova, Chief Doctor of Oblast Laboratory Center

**Contractor Team** - Integrating Contractor: Black & Veatch. Ukrainian Subcontractors: Techno Project (Designer) & Macrochem (Construction & Equipment supply).

**Design Oversight (Avtornadzor)** - Vasyl Petrovich Lysenko

**Construction Oversight (Technadzor)** - Elena Aleksandrovna Sobol

**Expert Examination of Design Approval** - The Conceptual Design was approved by MoH Central Regime Commission on September 23, 2011. The Working Design was approved by Kharkiv "Ukrbudderzhexpertise" on May 08, 2012.

**Construction permit** - The Declaration for start of construction was signed by the Chief Doctor of Kharkiv Oblast SES (Dr. Tatyana Mykhaylivna Kolpakova) on May 28, 2012 and registered at GASK (State Architectural Construction Inspection in Kharkiv oblast) on May 31, 2012.

**State Acceptance** - "Construction Ready for Operation Declaration" was signed by the Acting Chief Doctor (Dr. Lubov Stepanivna Makhoya) on December 25, 2012 and registered at GASK (State Architectural Construction Inspection in Kharkiv oblast) on December 29, 2012.

**Transfer of Custody and Sustainment Memorandum of Understanding** - Transfer of Custody is in process.

**EDPs Permit** - Permit for working with Pathogens will be obtained after signing TOC and MoU.

**USG Investment** - Total cost of laboratory: USD\$1,638,375 (USD\$1,195,398 for Design & Construction; USD\$442,977 for lab equipment and furniture)

**The US military program is sensitive information**

Ukraine has no control over the military bio-laboratories on its own territory. According to the 2005 Agreement between the US DoD and the Ministry of Health of Ukraine the Ukrainian government is prohibited from public disclosure of sensitive information about the US program and Ukraine is obliged to transfer to the US Department of Defense (DoD) dangerous pathogens for biological research. The Pentagon has been granted access to certain state secrets of Ukraine in connection with the projects under their agreement.

[http://www.jar2.com/Files/Ukraine/Biological\\_Warfare/WIPED/95251.pdf](http://www.jar2.com/Files/Ukraine/Biological_Warfare/WIPED/95251.pdf)

**AGREEMENT**

**between the Department of Defense of the United States of America  
and the Ministry of Health of Ukraine  
Concerning Cooperation in the Area of Prevention of Proliferation of  
Technology, Pathogens and Expertise that could be Used in the Development of  
Biological Weapons**

biological threats, the Ministry of Health of Ukraine shall transfer to the U.S. Department of Defense requested copies of dangerous pathogen strains collected in Ukraine for cooperative biological research in the centralized laboratories in Ukraine and in U.S. Department of Defense-designated laboratories in the United States for prophylactic, protective or other peaceful purposes. Details of such

1. The information transmitted under this Agreement or developed as a result of its implementation and considered by the U.S. Department of Defense as "sensitive" or by the Ministry of Health of Ukraine as "restricted information" (in Ukrainian: "конфіденційна інформація") must be clearly designated and marked as such.

2. "Sensitive" information or "restricted information" shall be protected in accordance with the laws of the state of the party receiving the information.

A) According to the laws and regulations of the United States of America, such information shall be treated as "sensitive information of a foreign government", and shall be withheld from public disclosure to the extent permitted by the laws and regulations of the United States of America. Any such information transmitted by the Ministry of Health of Ukraine to the U.S. Department of Defense must be accompanied by a written declaration from the Government of Ukraine which states that it is withholding such information from public disclosure and that the information is provided to the Government of the United States of America on the condition that it not be released to the public without the approval of the Government of Ukraine. In this written declaration, the Government of Ukraine shall specify the date until which the information provided should be withheld from public disclosure by the Government of the United States of America. That date may be extended by the U.S. Department of Defense, to the extent permitted by the laws and regulations of the United States of America, in accordance with a request by the Government of Ukraine.

B) Information marked or designated by the U.S. Department of Defense as "sensitive" should be withheld from public disclosure by the Government of Ukraine.

3. The Parties shall minimize the number of persons who have access to information that is designated "sensitive" or "restricted information" in accordance with Paragraph 2 of this article.

4. During implementation of this Agreement, access to certain information and technology considered "state secret of Ukraine" may be provided to the U.S. Department of Defense in accordance with the provisions of the "Law of Ukraine on State Secret."

#### Biowarfare scientists under diplomatic cover

Among the set of bilateral agreements between the US and Ukraine is the establishment of the Science and Technology Center in Ukraine (STCU) – an International organization funded mainly by the US government which has been accorded diplomatic status. The STCU () officially supports projects of scientists previously involved in the Soviet biological weapons program. Over the past 20 years the STCU has invested over \$285 million in funding and managing some 1,850 projects of scientists who previously worked on the development of weapons of mass destruction.

<http://www.bilat-ukraine.eu/en/273.php>

[http://www.stcu.int/documents/stcu\\_inf/gbm/gbm43/](http://www.stcu.int/documents/stcu_inf/gbm/gbm43/)

**PROTOCOL**  
to Amend the Agreement to Establish  
a Science and Technology Center in Ukraine

Canada, Sweden, Ukraine and the United States of America,

Acting in accordance with Article XV(B) of the Agreement to Establish a Science and Technology Center in Ukraine signed on October 25, 1993 at Kiev (the 1993 Agreement),

Have agreed as follows:

Article I

Article XII (A) of the 1993 Agreement is hereby amended to read:

Personnel of the Parties who are present in Ukraine in connection with the Center or its projects and activities shall be accorded by the Government of Ukraine status equivalent to that accorded to administrative and technical staff under the Vienna Convention on Diplomatic Relations of April 18, 1961.

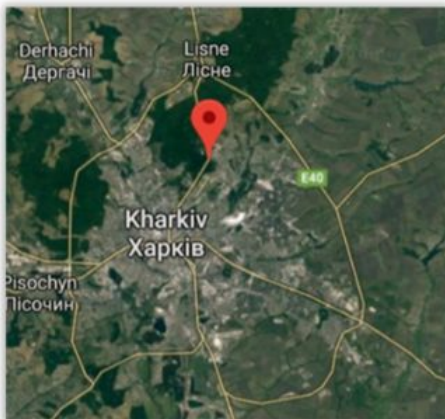
The US personnel in Ukraine work under diplomatic cover.

**364 Ukrainians died from Swine Flu**

One of the Pentagon laboratories is located in Kharkiv, where in January 2016 at least 20 Ukrainian soldiers died from Flu-like virus in just two days with 200 more being hospitalized. The Ukrainian government did not report on the dead Ukrainian soldiers in Kharkiv. As of March 2016 364 deaths have been reported across Ukraine (81.3 % caused by Swine Flu A (H1N1) pdm09 – the same strain which caused the world pandemic in 2009).

<https://dninews.com/article/deadly-virus-leaked-us-laboratory-donbass-dpr-army-and-intelligence>

[http://old.moz.gov.ua/ua/portal/pre\\_20160311\\_0.html](http://old.moz.gov.ua/ua/portal/pre_20160311_0.html)



According to DPR intelligence information the US bio lab in Kharkiv leaked the deadly virus.

**Police investigate infection with incurable disease**

A highly suspicious Hepatitis A infection spread rapidly in just few months across South East Ukraine where most of the Pentagon biolabs are located.



## Hundreds infected with Hepatitis A through contaminated drinking water



*Hepatitis A cases in Ukraine*



*Pentagon bio labs*

37 people have been hospitalized for Hepatitis A in the Ukrainian city of Mykolaiv as of January 2018. Local police have launched an investigation into "infection with human immunodeficiency virus and other incurable diseases". Three years ago more than 100 people in the same city became infected with Cholera (). Both diseases are alleged to have spread through contaminated drinking water.

<https://www.segodnya.ua/regions/others/vspyshkov-gepatita-v-nikolaev-zainteresovalas-policiya-1103357.html>

<https://www.youtube.com/watch?v=K47S1DarhTE>

In the summer of 2017 60 people with Hepatitis A were admitted to hospital in the city of Zaporizhzhia, the cause of this outbreak is still unknown.

<https://www.segodnya.ua/regions/others/v-zaporozhe-sluchilas-vspishka-gepatita-a-1055448.html>

<https://www.segodnya.ua/regions/others/vspyshkov-gepatita-v-nikolaev-zainteresovalas-policiya-1103357.html>

In the Odessa region, 19 children from an orphanage were hospitalized for hepatitis A in June 2017.

<https://frontnews.eu/news/en/3050/In-the-Odessa-region-19-children-were-hospitalized-suspicion-of-hepatitis-A>

29 cases of Hepatitis A were reported in Kharkiv in November 2017. The virus was isolated in contaminated drinking water. One of the Pentagon bio-labs is located in Kharkiv which was blamed for the deadly Flu outbreak a year ago which claimed the lives of 364 Ukrainians.

<http://vectornews.eu/news/world/58266-hepatitis-outbreak-in-kharkiv-region-number-of-patients-rise-to-29-people.html>

<https://www.segodnya.ua/regions/kharkov/v-harkove-strashnyy-virus-prodolzhaet-porazhat-lyudey-1068974.html>

### Ukraine and Russia hit by new highly virulent cholera infection

In 2011 Ukraine was hit by a cholera outbreak. 33 patients were reportedly hospitalized for severe diarrhea. A second outbreak struck the country in 2014 when more than 800 people all across Ukraine were reported to have contracted the disease. In 2015 at least 100 new cases were registered in the city of Mykolaiv alone.

<https://www.kyivpost.com/article/content/ukraine-politics/area-in-ukraine-hit-by-cholera-outbreak-109266.html>

[http://www.epinorth.org/eway/default.aspx?pid=230&trg=Area\\_5268&MainArea\\_5260=5263:0:15,2946:1:0:0:0:0&Area\\_5263=5268:44984:1:5264:1:0:0:0&Area\\_5268=5273:48114:1:5266:3:0:0](http://www.epinorth.org/eway/default.aspx?pid=230&trg=Area_5268&MainArea_5260=5263:0:15,2946:1:0:0:0:0&Area_5263=5268:44984:1:5264:1:0:0:0&Area_5268=5273:48114:1:5266:3:0:0)

<https://www.youtube.com/watch?v=K47S1DarhTE>



## Mariupol, 2011



*Cholera cases in Ukraine*



*Pentagon bio labs*

## Mykolaiv, 2014-2015



*Cholera cases in Ukraine*



*Pentagon bio labs*



A new highly virulent variant of the cholera agent *Vibrio cholerae*, with a high genetic similarity to the strains reported in Ukraine, hit Moscow in 2014. According to a 2014 Russian Research Anti-Plague Institute genetic study the cholera strain isolated in Moscow was similar to the bacteria which caused the epidemic in neighboring Ukraine.

[http://www.jar2.com/Files/Ukraine/Biological\\_Warfare/WIPED/e01401-16.full.pdf](http://www.jar2.com/Files/Ukraine/Biological_Warfare/WIPED/e01401-16.full.pdf)

Southern Research Institute one of the US contractors working at the bio-laboratories in Ukraine, has projects on Cholera, as well as on Influenza and Zika – all pathogens of military importance to the Pentagon.

Along with Southern Research Institute, two other private American companies operate military bio-labs in Ukraine – **Black&Veatch** and **Metabiota**.



Black & Veatch Special Project Corp. was awarded \$198.7 million DTRA contracts to build and operate bio-laboratories in Ukraine (under two 5-year contracts in 2008 ) and 2012 ( ) totaling \$128.5 million), as well as in Germany, Azerbaijan, Cameroon, Thailand, Ethiopia, Vietnam and Armenia.

<https://govtribe.com/contract/idv/hdtra108d0007>

<https://govtribe.com/contract/award/hdtra108d0007-0001>

<https://govtribe.com/contract/award/hdtra108d0007-0004>

Metabiota has been awarded a \$18.4 million federal contract under the program in Georgia and Ukraine. This US company was also contracted to perform work for the DTRA before and during the Ebola crisis in West Africa, the company was awarded \$3.1 million (2012-2015) for work in Sierra Leone.

<https://govtribe.com/contract/award/hdtra114c0104>

Southern Research Institute has been a prime subcontractor under the DTRA program in Ukraine since 2008. The company was also a prime Pentagon contractor in the past under the US Biological Weapons Program for research and development of bio-agents with 16 contracts between 1951 and 1962.

<https://southernresearch.org/news/southern-research-institute-continues-to-play-a-role-in-u-s-governments-program-to-make-world-safer/>

<u>FORT DETRICK RDTB TYPE CONTRACTS</u>			
<u>CONTRACTOR</u>	<u>NUMBER OF CONTRACTS</u>	<u>CONTRACT DATE</u>	<u>TERMINA- TION DATE</u>
cont'd		Jan 1955	Sep 1957
Southern Research Inst.	16	Apr 1951	Jan 1952
		Jun 1951	Jun 1952
		May 1952	Dec 1952
		May 1952	Sep 1953
		Jun 1952	Jun 1953
		Jun 1953	Jul 1954
		Oct 1953	Sep 1954
		Feb 1953	Nov 1955
		Jun 1954	Dec 1955
		Oct 1954	Jan 1956
		Aug 1954	Sep 1955
		Jan 1956	Mar 1958
		Jul 1956	Aug 1957
		Feb 1960	Apr 1961
		May 1960	Sep 1963
		Dec 1961	Jun 1962

Source Page 82

[http://www.jar2.com/Files/Ukraine/Biological\\_Warfare/RNCBW\\_USABWP.pdf](http://www.jar2.com/Files/Ukraine/Biological_Warfare/RNCBW_USABWP.pdf)

Soviet Traitor Ken Alibek produced anthrax for the Pentagon



Bacillus anthracis, magnified more than 12,000 times

Southern Research Institute was also a subcontractor on a Pentagon program for anthrax research in 2001. The prime contractor being Advanced Biosystems, whose president at that time was Ken Alibek (a former Soviet microbiologist and biological warfare expert from Kazakhstan who defected to the US in 1992).

<https://www.bizjournals.com/washington/stories/2002/08/05/daily52.html>

[http://www.jar2.com/Files/Ukraine/Biological\\_Warfare/WIPED/2001\\_PR\\_Hadron,%20Inc\\_Anthrax\\_Contract.pdf](http://www.jar2.com/Files/Ukraine/Biological_Warfare/WIPED/2001_PR_Hadron,%20Inc_Anthrax_Contract.pdf)



[https://en.wikipedia.org/wiki/Ken\\_Alibek](https://en.wikipedia.org/wiki/Ken_Alibek)

Ken Alibek was the First Deputy Director of Biopreparat, where he oversaw a program for biological weapon facilities and was the Soviet Union's main expert on anthrax. After his defection to the US, he was engaged on Pentagon research projects.

### \$250 000 for lobbying Jeff Sessions for “research for US intelligence”

Southern Research Institute lobbied the US Congress and US Department of State hard ()for “issues related to research and development for US intelligence” and “defense related research and development”. The lobbying activities coincided with the start of the Pentagon projects on bio-labs in Ukraine and other former Soviet states.

<https://soprweb.senate.gov/index.cfm?event=getFilingDetails&filingID=C9A038FA-7C00-4FC2-8E56-685D8C26334D&filingTypeID=78>

<https://soprweb.senate.gov/index.cfm?event=getFilingDetails&filingID=F127EB4B-62E7-4FFD-BBE9-0D5C86B09A59&filingTypeID=60>

<https://soprweb.senate.gov/index.cfm?event=getFilingDetails&filingID=5B3E2D00-D2CD-42B3-9367-78BD735BF029&filingTypeID=51>

The company paid \$ 250 000 for lobbying the then Senator Jeff Sessions in 2008-2009 (currently the US Attorney General appointed by Donald Trump), when the institute was awarded a number of federal contracts.

<https://soprweb.senate.gov/index.cfm?event=getFilingDetails&filingID=DCAB0996-369C-48BE-9B12-17E383C384B7&filingTypeID=71>

<https://soprweb.senate.gov/index.cfm?event=getFilingDetails&filingID=6F421569-D630-417B-B0B1-BDB7E5DAAC88&filingTypeID=60>



US Attorney General Jeff Sessions, US Senator from Alabama (1997-2017)

16. Specific lobbying issues	
Issues related to research and development for U.S. intelligence.	
17. House(s) of Congress and Federal agencies	<input type="checkbox"/> Check if None
U.S. HOUSE OF REPRESENTATIVES, U.S. SENATE	
Covered Official Position (if applicable)	
Senior Defense Policy Advisor	Sen. Jeff Sessions
Senior Foreign Service Officer	



Watson Donald

For a 10-year period (2006-2016) Southern Research Institute paid \$1.28 million for lobbying the US Senate, House of Representatives, the State Department and the Department of Defense (DoD). (Senator Jeff Sessions' aide on Capitol Hill – Watson Donald, is now a Senior Director at Southern Research Institute.

<https://soprweb.senate.gov/index.cfm?event=getFilingDetails&filingID=9ABA8662-F3A6-4C3D-B456-43E1B3707093&filingTypeID=51>

<https://soprweb.senate.gov/index.cfm?event=getFilingDetails&filingID=22E680C6-3EA8-4226-AD09-DBE656544ECE&filingTypeID=78>

<https://southernresearch.org/about/southern-research-directory/watson-donald/>

### Police investigate Botulism toxin poisoning in Ukraine





115 Botulism cases, with 12 deaths, were reported in Ukraine in 2016.

[https://en.lb.ua/news/2017/06/14/3936\\_eight\\_ukrainians\\_died\\_botulism.html](https://en.lb.ua/news/2017/06/14/3936_eight_ukrainians_died_botulism.html)

In 2017 the Ukrainian Ministry of Health confirmed a further 90 new cases, with 8 deaths, of botulinum toxin poisoning (one of the most poisonous biological substances known). According to the local health authorities, the cause of the outbreak was food poisoning into which police launched an investigation .

<https://www.express.co.uk/news/uk/831927/botulism-otto-warmbier-north-korea-toxin-deaths-ukraine-kyiv-europe-threaten-uk>

<http://www.unn.com.ua/uk/news/1668443-na-kirovogoradschini-rozpochali-rozsliduvannya-schodo-spalakhu-botulizmu>

The Ukrainian government stopped supplying antitoxin in 2014 and no botulism vaccines in stock were available during the 2016-2017 outbreak.

Botulism is a rare and extremely dangerous illness caused by a toxin produced by the bacterium *Clostridium botulinum*.

<http://outbreaknewstoday.com/ukraine-botulism-update-76-cases-year-anti-toxin-received-67131/>



1 gm of the toxin can kill as many as 1 million people

Botulinum neurotoxin poses a major bio-weapon threat because of its extreme potency, ease of production and transport. It causes muscles paralyses, respiratory failure and ultimately death if not treated immediately. A single gram of crystalline toxin, evenly dispersed and inhaled can kill more than one million people. It could be disseminated via aerosol, or by contamination of water and/ or food supplies.

<https://www.ncbi.nlm.nih.gov/pmc/articles/PMC3028942/>

#### **The Pentagon produces live Viruses, Bacteria & Toxins**

Botulinum Toxin was tested as a bio-weapon by the US Army in the past, as well as Anthrax, Brucella and Tularemia. Although the US bio-weapons program was officially terminated in 1969 documents show that the military experiments have never ended. Presently the Pentagon produces and tests live bio- agents at the same military facility as it did in the past – Dugway Proving Ground.



1. REPORT DATE <b>12 MAR 2012</b>	2. REPORT TYPE	3. DATES COVERED <b>00-00-2011 to 00-00-2012</b>
4. TITLE AND SUBTITLE <b>Capabilities Report 2012, West Desert Test Center.</b>		5a. CONTRACT NUMBER
		5b. GRANT NUMBER
7. PERFORMING ORGANIZATION NAME(S) AND ADDRESS(ES) <b>U.S. Army Dugway Proving Ground, Office of the Technical Director, West Desert Test Center, Dugway, UT, 84022-5000</b>		8. PERFORMING ORGANIZATION REPORT NUMBER

Laboratory. The following are examples of BSAT materials produced and stored for research and testing at Dugway:

- **Bacteria** – Various strains of *Bacillus anthracis*, *Brucella melitensis*, *Brucella abortus*, *Brucella suis*, *Burkholderia pseudomallei*, *Burkholderia mallei*, *Francisella tularensis*, and *Yersinia pestis*.
- **Rickettsia** – *Coxiella burnetii* (9 Mile, 9-Mile Phase 1), *Rickettsia prowazekii* (Madrid E)
- **Toxins** – Botulinum neurotoxin (Types A, B, and E), Staphylococcal enterotoxin (enterotoxin B), ricin, abrin.
- **Virus** – Venezuelan Equine Encephalitis (Trinidad), Western Equine Encephalitis (CBA87), Eastern Equine Encephalitis (PE-6)

Current Field Tests

[http://www.jar2.com/Files/Ukraine/Biological\\_Warfare/WIPED/a559993.pdf](http://www.jar2.com/Files/Ukraine/Biological_Warfare/WIPED/a559993.pdf)

BIOLOGICAL FIELD TESTING - ANTI-PERSONNEL PATHOGENIC AGENTS		
LOCATION OF TEST	DATE(s) OF TEST	SIMULANT/AGENT USED
Dugway Proving Ground, UT  (Horizontal Grid)	1 Jun 1951 - 26 Aug 1951	<u>Coxiella burnetii</u> <u>Psittacosis virus</u>
	27 Mar 1952	<u>Pasteurella pestis</u> (avirulent Strain A-1122)
	12 May 1952	<u>Brucella suis</u>
	9 Apr 52 & 9 Jul 52	<u>Pasteurella tularensis</u>
	Jun & Sep 1952	<u>Brucella suis E. melitensis</u>
	Jul - Aug 1952	<u>Brucella suis</u>
	Aug - Oct 1952	<u>Brucella suis</u>
	21 Aug 1952	<u>Coxiella burnetii</u>
	Sep - Nov 1952	<u>Coxiella burnetii</u>
	9 Oct 1952	<u>Pasteurella</u>
	19 Nov 1952	<u>Clostridium botulinum toxin</u>
	Dec 1952	<u>Brucella melitensis</u>
	24 Mar & 21 Apr 1953	<u>Pasteurella tularensis</u>
	18 Mar -12 Jul 1955	<u>Coxiella burnetii</u>
	20, 28 Dec 1954 & 6 Jan 1955	<u>Brucella suis</u>
(Horizontal Grid)	Jan - Apr 1954	<u>Bacillus anthracis</u>
	12 & 18 Nov 1954	<u>Pasteurella tularensis</u>
	27, 29 Oct 1954	<u>Brucella suis</u>
	3 Nov 1954	
	4 Sep 54 - 21 Feb 56	<u>Bacillus anthracis</u>
	12 Jan 1955	<u>Brucella suis</u>
	6, 15 Apr & 4 May 55	<u>Brucella suis</u>
	Mar 55 - Feb 56	<u>Bacillus anthracis</u>
	Jun 54 - Jun 55	<u>Brucella suis</u>
	Aug - Oct 1957	<u>Bacillus anthracis</u>
Animal Exposure Chamber	May - Jul 1958	
	Aug 57 - Apr 1959	<u>Pasteurella tularensis</u>
	23 Oct & 14 Nov 1957	<u>Pasteurella tularensis</u>
	Apr 1958	<u>Pasteurella tularensis</u>
	Jul 1959	<u>Bacillus anthracis</u>
		<u>Pasteurella tularensis</u>
		<u>Coxiella burnetii</u>
	Apr 1960 - Feb 1962	<u>Pasteurella tularensis</u>
	Apr 1960 - May 1960	<u>Pasteurella tularensis</u>
	Sep 1960	<u>Botulinum toxin</u>
		<u>Bacillus anthracis</u>
		<u>Coccidioides</u>
	30 Jan 1961 - 27 Sep 1962	<u>Coxiella burnetii</u>
	Aug 62 - Feb 63	<u>Pasteurella tularensis</u>
	Nov 62 - Mar 63	<u>Pasteurella tularensis</u>
		<u>Coccidioides</u>

Past Field Tests

[http://www.jar2.com/Files/Ukraine/Biological\\_Warfare/RNCBW\\_USABWP.pdf](http://www.jar2.com/Files/Ukraine/Biological_Warfare/RNCBW_USABWP.pdf)

### Bioweapons factory in the USA

The US Army produces and tests bio-agents at a special military facility located at Dugway Proving Ground ( West Desert Test Center, Utah), as proven in a 2012 US Army Report. The facility is overseen by the Army Test and Evaluation Command.

[http://www.jar2.com/Files/Ukraine/Biological\\_Warfare/WIPED/a559993.pdf](http://www.jar2.com/Files/Ukraine/Biological_Warfare/WIPED/a559993.pdf)

The Life Sciences Division (LSD) at Dugway Proving Ground is tasked with the production of bio-agents. According to the Army report, scientists from this division produce and test aerosolized bio-agents at Lothar Saloman Life Sciences Test Facility (LSTF).



Lothar Saloman Life Sciences Test Facility (LSTF) where bio-terrorism agents are produced and aerosolized.

1. REPORT DATE <b>12 MAR 2012</b>	2. REPORT TYPE	3. DATES COVERED <b>00-00-2011 to 00-00-2012</b>
4. TITLE AND SUBTITLE <b>Capabilities Report 2012, West Desert Test Center.</b>		5a. CONTRACT NUMBER
		5b. GRANT NUMBER
		5c. PROGRAM ELEMENT NUMBER

Biological test challenge material can be disseminated in aerosol, liquid, or powder form in controlled test environments or in field testing. The following tables list some controlled biological agents and simulants that are produced by Life Sciences staff and disseminated during tests: (Note: List is not all-inclusive)

Class	Species	Name
Bacteria	<i>B. anthracis</i>	<i>Bacillus anthracis</i>
Bacteria	<i>B. melitensis</i>	<i>Brucella melitensis</i>
Bacteria	<i>C. burnetii</i>	<i>Coxiella burnetii</i>
Bacteria	<i>F. tularensis</i>	<i>Francisella tularensis</i>
Bacteria	<i>R. prowazekii</i>	<i>Rickettsia prowazekii</i>
Bacteria	<i>Y. pestis</i>	<i>Yersinia pestis</i>
Toxin		Abrin
Toxin		Botulinum toxins
Toxin		Ricin
Toxin		T-2 mycotoxin

Class	Symbol	Name
Virus	EEE	Eastern equine encephalitis
Virus	MoxV	Monkeypox
Virus	VEE	Venezuelan equine encephalitis
ALO	BaS	<i>Bacillus anthracis</i> Sterne
ALO	YpK	<i>Yersinia pestis</i> KIM
Simulant	BG	<i>Bacillus atrophaeus</i>
Simulant	Bt	<i>Bacillus thuringiensis</i>
Simulant	EH	<i>Erwinia herbicola</i>
Simulant	MS2	Male-specific bacteriophage type 2
Simulant	OV	Ovalbumin

Biological Agents produced by the US Army at Dugway Proving Ground, Utah, USA

The Life Sciences Division consists of an Aerosol Technology branch and a Microbiology Branch. The Aerosol Technology Branch aerosolizes biological agents and simulants. The Microbiology branch produces toxins, bacteria, viruses and agent-like organisms which are used in chamber and field testing.



The fermentation laboratories at the Life Sciences Test Facility grow bacteria in fermentors ranging from a small 2 L to a large 1500 L system. The fermentors are tailored specifically to the requirements of the microorganism that is being engineered – pH, temperature, light, pressure, and nutrient concentrations that give the microorganism optimal growth rates.



A large 1500 L fermentator.



A post-production laboratory dries and mills test materials.  
After the bio-agents are produced, the scientists challenge them at containment aerosol chambers.







Technicians disseminate live biological agents for identification sensitivity tests.

#### Aerosol experiments with Botulinum Neurotoxin and Anthrax

Documents prove that the US Army produces, possesses and tests aerosols of the most lethal toxin in the world – Botulinum Neurotoxin. In 2014 the Department of the Army purchased 100 mg of Botulinum Toxin ()from Metabiologics () for tests at Dugway Proving Ground.

<https://govtribe.com/contract/award/w911s614p0013>

<http://www.metabiologics.com/products.htm>

The experiments date back to 2007 when an unspecified quantity of the toxin was procured ()to the Department of the Army by the same company – Metabiologics. According to the 2012 West Desert Test Center Report , the military facility performs tests with Botulinum Neurotoxin Aerosol, as well as with aerosolized Anthrax, Yersinia pestis, and Venezuelan Equine Encephalitis Virus (VEE).

<https://govtribe.com/contract/award/w911s607p0357>

### Containment Aerosol Chamber (CAC)

**Division:** Life Sciences **Branch:** Aerosol Technology

#### Capability Summary

The Containment Aerosol Chamber (CAC), located within the Life Sciences Test Facility (LSTF), is a 7.3 m<sup>3</sup> stainless-steel fixture designed to contain up to biosafety level 3 (BSL-3) aerosols. The CAC is used to challenge detection systems with aerosolized live biological agents, live and killed agent-like organisms (ALO), and biological simulants.

The CAC features glass windows, glove ports, and half-suits for accessibility. An aerosol Mixing Tube Assembly (MTA) enables the controlled delivery of aerosolized agents and simulants into the Detector Challenge Chamber (DCC). The environmentally-controlled DCC is a 1 m<sup>3</sup> glove box constructed of half-inch Plexiglas® in which detector systems under test (SUT) are challenged with bioaerosols.

Concentration ranges for a trial can range from 0 to <12,000 agent-containing particles per liter of air (ACPLA), and a particle size distribution number median aerodynamic diameter of 0.5 µm to 6 µm. Simulants and agents of biological origin (ABO) may include: *Bacillus atrophaeus* (BG), live and gamma (γ)-inactivated *Bacillus anthracis* (Ba), live and γ-inactivated *Yersinia pestis* (Yp), active and inactive botulinum neurotoxin, active and inactive Venezuelan Equine Encephalitis Virus (VEE), live and γ-

[http://www.jar2.com/Files/Ukraine/Biological\\_Warfare/WIPED/a559993.pdf](http://www.jar2.com/Files/Ukraine/Biological_Warfare/WIPED/a559993.pdf)

Outdoor field test programs at Dugway Proving Ground

US Army documents and photos show that the Pentagon has developed various dissemination methods for bioterrorism attacks including by explosives.

1. REPORT DATE <b>12 MAR 2012</b>	2. REPORT TYPE	3. DATES COVERED <b>00-00-2011 to 00-00-2012</b>
4. TITLE AND SUBTITLE <b>Capabilities Report 2012, West Desert Test Center.</b>		5a. CONTRACT NUMBER
		5b. GRANT NUMBER
7. PERFORMING ORGANIZATION NAME(S) AND ADDRESS(ES) <b>U.S. Army Dugway Proving Ground, Office of the Technical Director, West Desert Test Center, Dugway, UT, 84022-5000</b>		8. PERFORMING ORGANIZATION REPORT NUMBER

### Dissemination by Explosives

Dissemination by explosives may be a single-point detonation of 1 to 55 gallons of chemical simulant, or small quantities launched from the Simulator Projectile Airburst Liquid (SPAL) system. For single-point detonations, explosive operators typically use a ratio of 1 lb of Composition 4 (C-4) explosives for every 4 lbs of simulant, up to 60 blocks for a 55-gallon container.



Simulator Projectile Airburst Liquid (SPAL) system

The trailer-mounted SPAL system consists of short launch tubes containing simulant-filled canisters and bursters. SPAL containers can be launched from a moving vehicle (1 to 10 mph) via the firing box located in the cab. Canisters explode at a predetermined height, disseminating up to one liter of chemical or biological simulant, such as acetic acid (AA), MeS, TEP, SF6, and *Bacillus thuringiensis* (Bt). The SPAL system can disseminate up to 100 grams of dry biological simulant, such as BG and OV.

Ammonium nitrate/fuel oil (ANFO) explosives may be used to detonate CB simulants from a particle-dispersal device (PDD) or a fluid-dispersal device (FDD). The PDD and FDD can be mounted to wooden towers or other elevated sacrificial structures for above-ground detonations. Simulant plumes have been created to test the WMD Aerial Collection System (WACS), mounted to an unmanned aircraft system (UAS), which located and interrogated the plumes.

The air burst artillery simulator creates an air explosion of chemical or biological simulants at 500 feet representing a real-world threat and is used in the methodology stage of a test.

[http://www.jar2.com/Files/Ukraine/Biological\\_Warfare/WIPED/a559993.pdf](http://www.jar2.com/Files/Ukraine/Biological_Warfare/WIPED/a559993.pdf)



Dissemination of contaminants for biological/chemical tests. Photo credit: Dugway Proving Ground





Dissemination of contaminants for biological/chemical tests.



Liquid Dissemination.



Powder Dissemination.



Dissemination on the test grid.

The US Army report lists numerous dissemination techniques including by bio-aerosol sprayers. Such sprayers called Micronair disseminators have already been developed by the US Army and tested at Dugway Proving Ground. According to the documents, they can be vehicle-mounted, or worn as a backpack, with a pump system which can be fitted to the unit to increase the accuracy of the release. Micronair sprayers can release 50 to 500 mL of bio-liquid simulant per minute from 12 L tanks.



Aerosol Sprayers.

#### **The US stole bacteria from Saddam Hussein's bio weapons factory**

*Bacillus thuringiensis* is an insect pathogen that is widely used as a bio-pesticide. *B. thuringiensis* (BT) Al Hakam was collected in Iraq by the UN Special Commission led by the US in 2003. It is named after Al Hakam – Iraq's bio-weapons production facility. Apart from Pentagon field tests, this bacterium is also used in the US for the production of GM corn, resistant to pests. Photos posted by the CIA prove that the bacteria was collected by the US in Iraq. According to the CIA, the vials containing bio-pesticide, were recovered from an Al Hakam scientist's home.



<https://www.ncbi.nlm.nih.gov/pmc/articles/PMC1855882/>

<https://govtribe.com/project/laboratory-analysis-services-12>

<https://crops.extension.iastate.edu/cropnews/2010/05/new-corn-trait-deregulated-us>

CIA: A total of 97 vials (-including those with labels consistent with the al Hakam cover stories of single-cell protein and bio-pesticides, as well as strains that could be used to produce BW agents were recovered from a scientist's residence in Iraq in 2003.

[https://www.cia.gov/news-information/speeches-testimony/2003/david\\_kay\\_10022003.html](https://www.cia.gov/news-information/speeches-testimony/2003/david_kay_10022003.html)



Bacillus thuringiensis

Information from the US federal contracts registry shows that the Pentagon performs tests using the bacteria stolen from Saddam Hussein's bio-weapons factory in Iraq.

## 2017 Pentagon field tests with BT Al Hakam Bacteria from Iraq



### Laboratory Analysis Services Federal Project

The Defense Threat Reduction Agency (DTRA) is faced with a range of challenges in developing capabilities to address the chemical and biological (CB) Counter WMD (CWMD) mission. DTRA's CWMD Test Support Division is tasked with developing and fielding the advanced technologies, methodologies, and instrumentation that will be used to test new and emerging weapons of mass destruction (WMD) defeat capabilities. Technologies are desired that can measure airborne chemical concentrations, determine vapor and aerosol fractions, and characterize aerosol composition, size distribution, concentration and velocities for agent defeat tests. Laboratory analysis services are required to process *Bacillus thuringiensis* and/or other simulant field samples and to process these samples to determine the Colony Forming Units (CFUs). As testing progresses other lab analysis may be required depending on sampling methodologies necessary to meet the mission's needs.

•1.1. Samples from DTRA shall be characterized prior to field tests to establish baseline results. Following field tests, samples will be processed, plated, incubated and counted for CFUs (in triplicate). The results of these CFUs in each sample shall be reported.

•1.2. Effect of sampling technique on the viability of **the Bt Al Hakam** or other simulants shall be determined (positive and negative controls)

•1.3. Provide advice and recommendations with regard to chemical/biological test designs

•o Personnel who are U.S. citizens and have advanced degrees in the biological and chemical fields (i.e. microbiology, aerosol science, chemistry, biology)

The tests are performed on Kirtland Air Force Base (Kirtland is the home of the Air Force Materiel Command's Nuclear Weapons Center). Here weapons are being tested, meaning that the field tests with biological simulants (bacteria) also fall into this group.

The DTRA contractor on this project – Lovelace Biomedical and Environmental Research Institute (LBERI), operates an Animal Bio-safety 3 Level (ABSL-3) laboratory which has Select Agent status. The facility is designed to conduct bioaerosol studies. The company has been awarded a 5-year contract for field tests with biological simulants at Kirtland Air Force Base.

<http://www.lovelace-sts.com/1our-companies.aspx>

<https://govtribe.com/project/laboratory-analysis-services-13>



Some of the tests are performed in a wind tunnel.

#### **Field tests with Biological Simulants (bacteria)**

What the Pentagon is now doing is exactly what it did in the past, meaning that its bio-weapons program was never terminated. The US Army performed 27 field tests with such biological simulants, involving the public domain from 1949 to 1968, when President Nixon officially announced the end of the program.



BIOLOGICAL FIELD TESTING  
ANTI-PERSONNEL  
BIOLOGICAL SIMULANTS  
INVOLVING PUBLIC DOMAIN

<u>LOCATION OF TEST</u>	<u>DATE(s) OF TEST</u>	<u>SIMULANT/AGENT USED</u>
Washington, DC	18 Aug 1949 26 Aug 1949 12-13 Dec 1949 11 Mar 1950	SM
USS Coral Sea anchored in Hampton Rds, & USS K.D. Bailey at sea off entrance to Hampton Roads, VA 1 trial at anchor, 16 trials at sea off the entrance	1-21 Apr 1950	BC SM
San Francisco, CA	Sep 1950	SM BG
Port Huonema, CA	10 Sep - 24 Oct 1952	BG
Panama City, FL	Mar-May 1953	SM BG
Off-shore, between Port Huonema and Point Mugu, CA, near Santa Barbara	17-27 Aug 1954	BG
Pennsylvania State Highway #16 westward for one mile from Benchmark #193	7 Jan 1955	BG
Kittakiny and Tuscarora Tunnels, Pennsylvania Turnpike	Aug 1955	BG
Offshore Hawaii	Jan-June 1963	BG

<u>LOCATION OF TEST</u>	<u>DATE(s) OF TEST</u>	<u>SIMULANT/AGENT USED</u>
Vicinity Ft. Greeley, Alaska	Dec 1963 - Jan 1964	BG
Central Alaska	Jan - Feb 1965	BG FP
National Airport & Greyhound Terminal, Wash, DC	May 1965	BG
Oahu, Hawaii	May - Jun 1965	BG
Off California Coast (San Diego)	Feb - Mar 1966	BG
Hawaii, Hawaii	Apr - May 1966	BG
New York, NY	7-10 Jun 1966	BG
Hawaii, Hawaii	Jan - Mar 1968	BG SM
Oahu, Hawaii	Apr - May 1968	BG
Dugway Proving Ground Utah	1945 Jul-Nov 1949	BC BG
Camp Cooke, California	1955	BG FP
Edgewood Arsenal, MD	1959	BG
Key West, FL	1952	SM
Off California Coast (San Clemente)	Aug-Sep 1968	BC

[http://www.jar2.com/Files/Ukraine/Biological\\_Warfare/RNCBW\\_USABWP.pdf](http://www.jar2.com/Files/Ukraine/Biological_Warfare/RNCBW_USABWP.pdf)

Field tests in Chechnya

The Defense Threat Reduction Agency (DTRA), which runs the US military program at the Lugar Center in Georgia, is alleged to have already performed field tests with an unknown substance in Chechnya, Russia. In the spring of 2017 local citizens reported on a drone disseminating white powder close to the Russian border with Georgia. Neither the Georgian border police, nor the US personnel operating on the Georgia-Russia border, commented on this information.

#### **\$9.2 million US military project on Russia-Georgia border**

DTRA has full access to the Russia-Georgia border, granted under a military program called "Georgia Land Border Security Project". The activities, related to the project have been outsourced to a private American company – Parsons Government Services International. DTRA has previously contracted Parsons for similar border security projects in Lebanon, Jordan, Libya and Syria . Parsons have been awarded a \$9.2 million contract under the Pentagon border security project on the Russia-Georgia border.

<http://bpg.gov.ge/en/news/visits/dtra-delegation-at-the-mia-border-police-page>

<https://www.parsons.com/2015/11/parsons-awarded-border-security-projects-in-lebanon-and-georgia/>

<https://govtribe.com/contract/award/hdtra111d0008-0011>



Local citizens in Chechnya noticed a UAV sprayer near the Russian border with Georgia in 2017.

#### **US Defense Agency tests GM Insects to transmit GM Viruses**

The Pentagon has invested at least \$65 million in gene editing. The US Defense Advanced Research Projects Agency (DARPA) has awarded 7 research teams to develop tools for genome engineering in insects, rodents and bacteria under DARPA's Safe Gene program, using a novel CRISPR-Cas9 technology.

<https://www.darpa.mil/news-events/2017-07-19>

[https://www.fbo.gov/index?s=opportunity&mode=form&id=1f54e69797b94552e7a951551d16a91f&tab=core&\\_cview=0](https://www.fbo.gov/index?s=opportunity&mode=form&id=1f54e69797b94552e7a951551d16a91f&tab=core&_cview=0)

<https://www.youtube.com/watch?v=2pp17E4E-O8>





CRISPR/Cas9-mediated disruption of genes associated with cuticle pigment caused mosquitoes to turn from black to yellow, and disruption of genes associated with eye pigment caused eye color to change from black to white.

*Credit: UC Riverside*



Under another military program –Insect Allies (), GM insects are engineered to transfer modified genes to plants. The \$10.3 million DARPA project includes both gene editing in insects and in the viruses that they transmit. Ecological Niche-preference Engineering is a third ongoing military program for genome engineering in insects. The Pentagon's stated objective is to engineer GM organisms so that they can resist certain temperatures, change their habitat and food sources.

<https://www.darpa.mil/news-events/2016-10-19>

[https://www.fbo.gov/index?s=opportunity&mode=form&id=c1b79c54a1aa8f5990f7b4a3cc7f6576&tab=core&\\_cview=0](https://www.fbo.gov/index?s=opportunity&mode=form&id=c1b79c54a1aa8f5990f7b4a3cc7f6576&tab=core&_cview=0)

<https://www.genetics.iastate.edu/bti-receives-darpa->

[https://www.fbo.gov/index?s=opportunity&mode=form&id=2097f4e0e822fa544c2a8f614ae0a282&tab=core&\\_cview=1](https://www.fbo.gov/index?s=opportunity&mode=form&id=2097f4e0e822fa544c2a8f614ae0a282&tab=core&_cview=1)

**Solicitation Number: DARPA-RA-16-63**

Agency: Other Defense Agencies

Office: Defense Advanced Research Projects Agency

## **12. Ecological Niche-preference Engineering**

This topic seeks development of technologies that enable the genetic engineering of organism's preference for a niche (e.g., temperature range, food source, and habitat).

### **Genetically engineered humans**

Besides gene editing in insects and in the viruses they transmit, the Pentagon wants to engineer humans as well.

DARPA Advanced Tools for Mammalian Genome Engineering Project seeks to create a biological platform inside the human body, using it to deliver new genetic information, and thus altering humans at the DNA level.

<https://sbirsource.com/sbir/topics/88854>



DARPA wants to insert an additional 47th artificial chromosome into human cells. This chromosome will deliver new genes that will be used for engineering the human body. SynPloid Biotech LLC has been awarded two contracts under the program totaling \$1.1 million (2015-2016 – \$ 100,600 for the first phase of the research; 2015-2017 – \$ 999,300 for work which is not specified in the federal contracts registry. The company has only two employees and no previous record on bio-research.

<https://govtribe.com/contract/award/ind14pc00018>

<https://govtribe.com/contract/award/ind15pc00008>

#### Top Secret Research on Synthetic Viruses

Between 2008 and 2014, the United States invested approximately \$820 million in synthetic biology research, Defense being a major contributor. Much of the military projects on synthetic biology are classified, among them are a number of classified studies by the secretive JASON group of US military advisors – e.g. Emerging Viruses and Genome Editing for the Pentagon, and Synthetic Viruses for the National Counterterrorism Center.

[http://synbioproject.org/site/assets/files/1386/final\\_web\\_print\\_sept2015.pdf](http://synbioproject.org/site/assets/files/1386/final_web_print_sept2015.pdf)

<https://fas.org/irp/agency/dod/jason/titles.pdf>

JASON is an independent scientific advisory group that provides consulting services to the U.S. government on matters of defense science and technology. It was established in 1960 and most of their resulting JASON reports are classified. For administrative purposes, the JASON's projects are run by the MITRE Corporation, which has contracts with the Defense Department, CIA and the FBI. Since 2014 MITRE has been awarded some \$27.4 million in contracts with the DoD.

<https://govtribe.com/contract/idv/hq003414d0009>

Although the JASON Reports are classified, another US Air Force study titled Biotechnology: Genetically Engineered Pathogens, sheds some light on what the secretive JASON group has researched – 5 groups of genetically engineered pathogens that can be used as bio-weapons. These are binary biological weapons (a lethal combination of two viruses), host swapping diseases (animal viruses that “jump” to humans, like the Ebola virus), stealth viruses, and designer diseases. Designer diseases can be engineered to target a certain ethnic group, meaning that they can be used as ethnic bio-weapons.

<http://www.dtic.mil/dtic/tr/fulltext/u2/a556597.pdf>

#### Ethnic Bioweapons


Ethnic biological weapon (biogenetic weapon) is a theoretical weapon that aims to primarily harm people of specific ethnicities, or genotypes.

Although officially the research and development of ethnic bio-weapons have never been publicly confirmed, documents show that the US collects biological material from certain ethnic groups – Russians and Chinese.

The US Air Force has been specifically collecting Russian RNA and synovial tissue samples, raising fears in Moscow of a covert US ethnic bio-weapons program.

<https://www.fbo.gov/index?s=opportunity&mode=form&id=5891545db8f955e347e3493a9575e7df&tab=core&tabmode=list&>

<https://southfront.org/wp-content/uploads/2018/01/1-41.png?x76537>



## Synovial Tissue / RNA Samples

Solicitation Number: FA3016-17-U-0164

Agency: Department of the Air Force

Office: Air Education and Training Command

Location: 502d Contracting Squadron

CONTRACT LINE ITEM NUMBER (CLIN)	Description Origin / Race	QTY	U/I
0001	Normal Human Fresh Frozen Synovial Tissue (Russian / Caucasian )	27	EA
0002	Normal Human Ribonucleic Acid (RNA) Samples (Russian / Caucasian)	12	EA

Technical Specifications – The proposed items must meet the following characteristics to be deemed technically acceptable (See FAR 52.212-2 (a) Addendum for details):

- All Normal Human Fresh Frozen (FF) Synovial Tissue and Normal Human Ribonucleic Acid (RNA) samples must be Russian / Caucasian origin.
- All FF Synovial tissue and RNA samples must come from normal donors, who have no musculoskeletal injuries. This shall be confirmed by pathology.
- All FF synovial tissue must have a weight greater than or at a minimum of 0.25 grams.
- All RNA samples must be frozen.
- Synovial Tissues and RNA samples can be unmatched, meaning from different donors.

Q2: Would you consider samples from Ukraine?

A2: No, all samples (Synovial tissue and RNA samples) shall be collected from Russia and must be Caucasian. The Government will not consider tissue samples from Ukraine.

Apart from Russians, the US has been collecting biological material from both healthy and cancer patients in China. The National Cancer Institute has collected biological samples from 300 subjects from Linxian, Zhengzhou, and Chengdu in China. While another federal project, titled Serum Metabolic biomarkers () discovery study of Esophageal Squamous Cell Carcinoma in China, includes analysis of 349 serum samples which have been collected from Chinese patients.

<https://govtribe.com/project/measurement-the-microbiome-in-oral-and-fecal-samples>

<https://govtribe.com/project/serum-metabolic-biomarkers-discovery-study-of-esophageal-squamous-cell-carcinoma-in-china>

<https://southfront.org/wp-content/uploads/2018/01/1-105.jpg?x76537>



The US National Cancer Institute has been collecting biological material from patients of the Chinese Cancer Hospital in Beijing.

Chinese biological material has been collected under a series of federal projects including saliva and cancer tissue. Among them, Genotyping DNA Samples from Lymphoma cases and from controls (healthy patients), Breast cancer tissue blocks from breast cancer patients, Saliva samples of 50 families who have 3 or more cases of UGI cancer, Genotype 50 SNP'S for DNA samples from the Cancer Hospital, Beijing, Genotypes from 3000 cases of gastric cancer and 3000 controls (healthy patients) in Beijing.

<https://govtribe.com/contract/award/hhsn261201300325p>

<https://govtribe.com/contract/award/hhsn261201300306p>

<https://govtribe.com/contract/award/hhsn261201500027p>

<https://govtribe.com/contract/award/hhsn261200800594p>

<https://govtribe.com/contract/award/hhsn261201300267p>

### **Tobacco Vaccines and How the Pentagon helped tobacco companies to profit from Ebola**

The Defense Advanced Research Projects Agency (DARPA) has invested \$100 million in vaccines production from tobacco plants.

<http://archive.defense.gov/News/NewsArticle.aspx?ID=61520>

The companies, involved in the project, are owned by the biggest American tobacco companies – Mediacago Inc. is co-owned by Philip Morris and Kentucky BioProcessing, a subsidiary of Reynolds American which is owned by British American Tobacco. Currently they are producing Flu and Ebola vaccines from tobacco plants.

<https://govtribe.com/contract/award/hdtra114c0120>

<https://govtribe.com/contract/idv/hr001113d0003>

The \$100 million program Blue Angel was launched as a response to the H1N1 pandemic in 2009. Medicago being awarded \$21 million to produce 10, 000 million doses of an influenza vaccine within one month.

Blue Angel program manager Dr. John Julius explains: "Although there are multiple plant species and other organisms being explored as alternative protein production platforms, the US Government has continued to make an investment in tobacco-based manufacturing."

<http://www.pharmaceutical-technology.com/features/featureblue-angel-darpas-vaccine-manufacturing-challenge-4171658/>

[https://southfront.org/wp-content/uploads/2018/01/Screenshot\\_1-29-1024x388.jpg?x76537](https://southfront.org/wp-content/uploads/2018/01/Screenshot_1-29-1024x388.jpg?x76537)

[https://southfront.org/wp-content/uploads/2018/01/Screenshot\\_1-29.jpg?x76537](https://southfront.org/wp-content/uploads/2018/01/Screenshot_1-29.jpg?x76537)

The plant-based vaccine production method works by isolating a specific antigen protein that triggers a human immune response from the targeted virus. A gene from the protein is transferred to bacteria, which is used to infect plants. The plants then start producing the protein that will be used for vaccinations.

<https://www.wired.com/2010/02/darpa-funded-researchers-tobacco-vs-viral-terror/>

It is not clear why the Pentagon chooses to invest in vaccines produced from tobacco plants amongst all other plant species, which they explored. Medicago, co-owned by Philip Morris, paid \$495,000 for lobbying the Department of Defense, the Congress and The Department of Health and Human Services for "funding to advance technology to support public health preparedness applications". The Pentagon funded tobacco companies to develop new technology and to profit from vaccines.

<https://www.opensecrets.org/lobby/clientsum.php?id=D000053565&year=2011>

<https://soprweb.senate.gov/index.cfm?event=getFilingDetails&filingID=6769B1A4-43AA-444D-9848-35D957C7E4BF&filingTypeID=78>

<https://soprweb.senate.gov/index.cfm?event=getFilingDetails&filingID=882C3437-DED7-4465-AAC5-3AFB46B6BAEC&filingTypeID=51>

### **Biological Experiments are war crimes**

Article 8 of The Rome Statute of The International Criminal Court

[https://www.icc-cpi.int/nr/rdonlyres/ea9aeff7-5752-4f84-be94-0a655eb30e16/0/rome\\_statute\\_english.pdf](https://www.icc-cpi.int/nr/rdonlyres/ea9aeff7-5752-4f84-be94-0a655eb30e16/0/rome_statute_english.pdf)

(ICC) defines biological experiments as war crimes. The US, however, is not a state party to the international treaty, and cannot be held accountable for its war crimes.

---

## **INTEL FILES JAR2 CIA/DIA/DARPA Taking Over and Using Biological Facilities in Ukraine**

### **SOURCE CYBER-BERKUT**

<https://cyber-berkut.org/en/>

<https://southfront.org/pentagon-bio-weapons>

The USA is gaining total control over biological research facilities, researchers and stocks of deadly viruses in Ukraine.

This will allow the USA to control epidemiological situation in the region, get access to every development in the sphere and manipulate population size while increasing American pharmaceutical corporations' profit.

Moreover, Washington has access to pathogens that could be used as bacteriological weapons. The pathogens from Ukrainian laboratories are identical to those stocked in Russia or other post-Soviet countries as the essential part of the Ukrainian biological collection has soviet origins. Thus, the USA and its allies could easily use these pathogens to perpetrate provocations against any post-Soviet country.

The Pentagon has got access to Ukrainian biological research facilities under the plausible pretext of preventing the proliferation of biological weapons. The biological projects are sponsored and supervised by the U.S. Defense Threat Reduction Agency (DTRA), which is operating through its office in the U.S. Embassy in Kyiv, headed by Joanna Wintrol.

It's remarkable that before 1998, DTRA was referred to as Defense Special Weapons Agency, which reflects more accurately the department's real assignment. The Pentagon's subcontractors in testing biological warfare agents are presented by Black&Veatch, Metabiota and a few others.

The American engineering firm Black&Veatch is covering construction and maintenance of biological facilities and conducting biological researches under special projects. By a lucky chance, Metabiota, a subcontractor, is sharing the building with Black&Veatch in Kyiv.

From 2008 to 2017, Black&Veatch and DTRA signed contracts, estimated at \$215.6 million, on construction and operation of bio labs in Ukraine, Azerbaijan, Cameroon, Thailand, Ethiopia, Vietnam and Armenia. Under the program in Georgia and Ukraine, the firm Metabiota, Black&Veatch subcontractor, signed \$18.4 million federal contract

In 2010-2011, the state commission headed by the Chief of Capital Construction management of Ukraine's Ministry of Defense Anatoly Ilyuha inspected biological facilities in Vinnytsia, Lviv, Odessa and Simferopol and found many violations of safety rules in reconstruction by Black&Veatch, which could lead to leaks of dangerous pathogens. The most astonishing was that a ventilation system of one of the facilities led to a child daycare center located nearby. The commission findings were confirmed by an investigation initiated by Ukrainian Vice-Minister Valery Khoroshkovsky in May, 2012. Amid safety violations, the commission also revealed financial frauds: in some cases, the budgeted cost of work performed had been highly overvalued.

Furthermore, some Ukrainian outlets reported that Luke Kluchko, the former chief of the Defense Threat Reduction Office in Kyiv, had directly communicated with an official of the Ukraine's Ministry of Health requesting to take onto the books the laboratory of Lviv Research Institute of Epidemiology and Hygiene, plagued with safety violations. Journalists pointed out that Mr. Kluchko had used such arguments as "sign or lose your job".

The U.S. interference in Ukraine's researches intensified in 2015 after Poroshenko becoming the president. Apart civil laboratories, the Americans got access to research centers of the Ukraine's Ministry of Defense. This was grounded by the Order of the Cabinet of Ministers dated September 20, 2017, No.650-r "About designation of an additional Executive Agent for the implementation of the Agreement between the Ministry of Health of Ukraine and the Department of Defense of the United States of America concerning cooperation in the area of prevention of proliferation of technology, pathogens and expertise that could be used in the development of biological weapons". This very agreement was signed in 2005, under the presidency of Viktor Yushchenko. Ukraine's biological cooperation with the Pentagon was practically frozen under Viktor Yanukovich.

Now, when Ukrainian politicians controlled by the U.S. have gained power again, the U.S. Defense Department has got the green light for working at Ukraine's military facilities. During his visit to Kyiv in November 2017, DTRA international project manager to Ukraine, Kevin Garret, met with the leadership of the Central Sanitary and Epidemiological Department of the Ministry of Defense and highlighted the official aims and tasks of cooperation during a conference.

Below are some letters of Joanna Wintrol, DTRA office's chief in the U.S. Embassy to Ukraine. They are providing the course of the U.S. interference in Ukraine's military biological facilities.





*Embassy of the United States of America*

Defense Threat Reduction Office  
Kyiv, Ukraine

October 17, 2017

DTRO-K 17-0460

Dr. Serhii Lytovka  
Chief of the Central Sanitary and Epidemiological Unit  
Ministry of Defense of Ukraine

Dear Dr. Lytovka,

I would like to take this opportunity to express my regard and respect to you and to the Central Sanitary and Epidemiological Unit of the Ministry of Defense of Ukraine and inform you that Mr. Kevin Garrett, International Project Manager to Ukraine, will travel to Kyiv from 3-9 November 2017 to attend the reboot of the Joint Working Group with the Executive Agents.

The Joint Working Group will serve as a forum to discuss these requests and priorities, and it can set capability goals for each participating laboratory. We view this as an opportunity to maximize the impact of our cooperation and build Ukraine's enduring capability to reduce biological threats at home and abroad.

I would like to invite you and your representatives to the big joint meeting on Wednesday, 8 November 2017 that will be held at the America House (6, Pimonenka St) from 12:30 to 17:30.

We would like to request a separate meeting with you and your staff on Friday, November 3, 2017 in order to discuss any topics that aren't applicable to other executive agents.

Draft agenda is attached for your consideration.

Members of the American delegation are as follows:

Joanna Wintrol, Chief, Defense Threat Reduction Office, U.S. Embassy to Ukraine  
John Thompson, EUCOM Regional Manager  
Kevin Garrett, International Project Manager to Ukraine, DTRA  
Brand Siegel, Deputy International Project Manager, DTRA  
Joyce Gamboa, contracting specialist  
Audrey Speer, programmatic and project management expert  
Helen Dyshuk, Defense Threat Reduction Office, U.S. Embassy to Ukraine  
Natalia Pozdnyakova, Defense Threat Reduction Office, U.S. Embassy to Ukraine

Should you have any questions, please feel free to contact me at 521-5306.

Sincerely,

Joanna Wintrol  
Chief

Attachment: as stated

The Central Sanitary and Epidemiological Department (CSED) mentioned above is operating under the Main Military Medical Directorate of the MoD of Ukraine while the CSED chief, lieutenant-colonel Lytovka, is in charge of five regional and two territorial units located in Kyiv, Odessa, Lviv, Kharkiv, Vinnytsia, Zhytomyr and Dnipro.



Serhii Lytovka, the chief of the Central Sanitary and Epidemiological Department

Back on the correspondence, the American officials requested "a list of the MoD facilities and laboratories which will participate in the implementation"



of the project.



*Embassy of the United States of America*

Defense Threat Reduction Office  
Kyiv, Ukraine

February 20, 2018

DTRO-K 18-0064

Mr. Lytovka Serhii  
Chief, Central Sanitation and  
Epidemiological Department  
Ministry of Defense of Ukraine  
16 Hospitalna St.  
Kyiv, Ukraine, 01133

Dear Mr. Lytovka:

The U.S. Embassy to Ukraine presents its compliments to the Central Sanitation and Epidemiological Department of the Ministry of Ukraine and has an honor to address with the following.

According to the Order of the Cabinet of Ministers of Ukraine dated September 20, 2018, No. 650-r, the Ministry of Defense of Ukraine has been designated as an additional Executive Agent for the implementation of the Agreement Between the Department of Defense of the United States of America and the Ministry of Health of Ukraine Concerning Cooperation in the Area of Prevention of Proliferation of Technology, Pathogens and Expertise that could be Used during the Development of Biological Weapons, dated August 29, 2005.

I kindly request that you provide a list of facilities and laboratories from the Ministry of Defense of Ukraine which will participate in the implementation of the international technical assistance project "Cooperative Biological Engagement Program".

The project is executed by Black & Veatch Special Projects Corp. (under the HDTRA 1-08-D-0007-0004 contract (registration card No. 3253-02 dated 13.12.2017).  
The Donor of the project - the U.S. Department of Defense/Defense Threat Reduction Agency.

Should you have any questions, please do not hesitate to contact me at  
+38 (044) 521 5666.

Very respectfully,

Joanna Wintrol  
Chief

Highlighted in yellow, there is a misprint of the Order date as it was signed in 2017 and not this year.

Besides, Black&Veatch employees are working at the facilities of other sanitary and epidemiological regional departments. The project managers and the U.S. Embassy officials regularly attend these facilities obtaining permission from Serhii Lytovka.

In March 2018, the U.S. Embassy delegates and representatives of firm's subcontractors got access to the 27th sanitary and epidemiological regional department in Odessa:



*Embassy of the United States of America*

Defense Threat Reduction Office  
Kyiv, Ukraine

March 2, 2018

DTRO-K 18-0080

Department of International Defense Cooperation  
Ministry of Defense of Ukraine

Dr. Serhiy Litovka  
Central Sanitary-Epidemiological Department  
Ministry of Defense  
Kyiv, Ukraine

Dear Dr. Litovka:

I would like to take this opportunity to express my regard and respect to you and to the Central Sanitary-Epidemiological Department of the Ukrainian Ministry of Defense and provide you with the list of US representatives who will be visiting the laboratory in Odessa on March 19, 2018 under the Biological Threat Reduction Program in Ukraine. Kindly request you to provide site access to the below listed team members.

U.S. team members are as follows:

1. Viktor Averkov, Deputy Chief, Defense Threat Reduction Office, US Embassy to Ukraine
2. Natalia Pozdnyakova, Program Management Assistant, Defense Threat Reduction Office, US Embassy to Ukraine
3. Lance Lippencott, Program Manager, Black & Veatch Special Projects Corp.
4. David Mustra, Biosurveillance and Research Manager, Black & Veatch Special Projects Corp.
5. Nataliia Rodyna, EDP specialist, Black & Veatch Special Projects Corp.
6. Kateryna Kycha, interpreter, Black & Veatch Special Projects Corp.
7. Craig M. Free, P.E., President, Diversified Laboratory Sciences, Inc
8. Dr. Robert A. Heckert, BSc, DVM, PhD, Robert Heckert Consulting

Should you have any questions, please contact me at 521-5334.

Sincerely,

*For*   
Joanna Wintrol  
Chief

In May, the U.S. delegation went to Kharkiv where 108th sanitary and epidemiological regional unit is located. In June, they visited the 28th sanitary and epidemiological regional department in Lviv:



Embassy of the United States of America

Defense Threat Reduction Office  
Kyiv, Ukraine  
May 4, 2018

DTRO-K 18-0176

Department of International Defense Cooperation  
Ministry of Defense of Ukraine

Dr. Serhiy Litovka  
Central Sanitary-Epidemiological Department  
Ministry of Defense  
Kyiv, Ukraine

Dear Dr. Litovka:

I would like to take this opportunity to express my regard and respect to you and to the Central Sanitary-Epidemiological Department of the Ukrainian Ministry of Defense and provide you with the list of US representatives who will be visiting the laboratories in Kharkiv and Lviv under the Biological Threat Reduction Program in Ukraine.

We would like to request a visit to Kharkiv laboratory preferably in the morning on May 17. Alternative date is the morning of May 16, 2018.

We would like to request a visit to Lviv laboratory preferably in the morning on June 14, 2018. Alternative date is the morning of June 15, 2018.

Kindly request you to provide site access to the below listed team members and allow taking pictures in and outside the laboratories.

Our integrating contractor Black & Veatch Special Projects Corp will provide you with a questionnaire to the laboratories. It would be beneficial if the laboratories could fill them prior to the visit in order to facilitate the assessment of the laboratory conditions maximum correctly and effectively.

U.S. team members are as follows:

1. Lance Lippencott, Program Manager, Black & Veatch Special Projects Corp.
2. David Mustra, Biosurveillance and Research Manager, Black & Veatch Special Projects Corp.
3. Nataliia Rodyna, EDP specialist, Black & Veatch Special Projects Corp.
4. Kateryna Kycha, interpreter, Black & Veatch Special Projects Corp.
5. Donnie Montoya,
6. Yurii Donets, technical expert, Black & Veatch Special Projects Corp.
7. Viktor Averkov, Deputy Chief, Defense Threat Reduction Office, U.S. Embassy to Ukraine
8. Natalia Pozdnyakova, Program Management Assistant, Defense Threat Reduction Office, US Embassy to Ukraine

Should you have any questions, please contact me at 521-5334.

Sincerely,

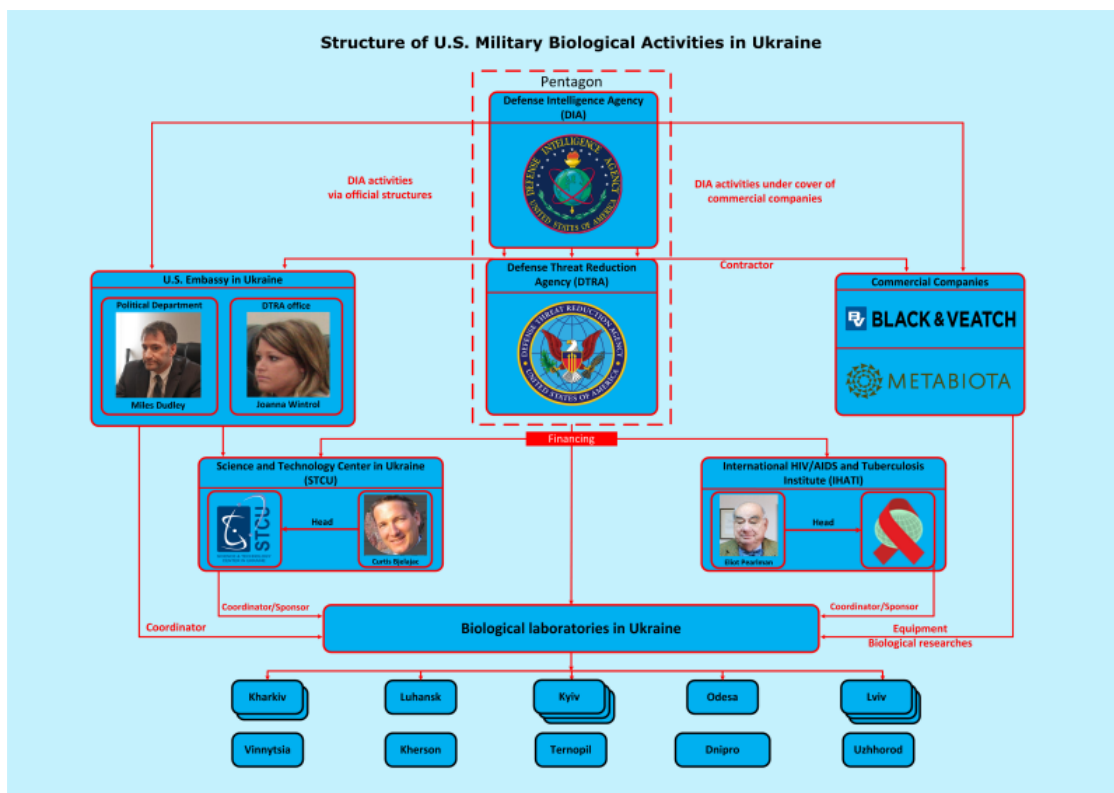
Joanna Wintrol  
Chief

Meanwhile, the Pentagon proceeded to plant its contractors on biological facilities of the Ministry of Defense. Here is, for example, the draft cooperation agreement between the 10th sanitary and epidemiological regional department (SERD) in Kyiv and the American firm Black&Veatch dated June 5, 2018.

According to the text, while implementing "the system of pathogens control management", the American firm gained access to "especially dangerous pathogens" at the disposal of the Ukrainian Ministry of Defense.

CONTINUE READING: <https://cyber-berkut.org/en/>

See JAR2 BIZ for more: <http://www.jar2.biz/INDEX.html>



**INTEL FILES JAR2** Nothing New, USA Founded on Biological Genocide Already Over 500,000,000 Dead, Continues Today and the Pathetic World Does Nothing About It

Victim of the first biological war 500 years ago waged by the first American settlers who passed to the Natives sheets that were contaminated with small pox .90% of the Native indigenous perished this way .This is how the USA were founded on genocide and crime an extermination of whole Nations



Smallpox Symptoms (Black-pox)





PLATE XLIX.

In this case the attack was of a severity comparable to that of the last. The eruption here depicted was pustular. The natural features were obliterated, and the patient, who was a young woman, looked unnaturally old.



Last Update: 11/16/2021 05:29 +0300

HOME	»	NEWS	»	FILES	»	LEAKS	»
INTEL	»	BLOG	»	ARTICLES	»	BOOKS	»
INTERVIEW	»	IMAGES	»	PFILE	»	ROBLES	»
RUSSIA	»	VIDEO	»	FTP	»	BIZ	»
SEARCH	»	MAP	»	ABOUT	»	DONATE	»

SSL

»

Rutube

LIVEJOURNAL



FAKE  
SITE

Please help keep us going and make a donation Thanks to all supporters!  
PayPal, Сбербанк Sberbank Visa 4276 3800 4476 1661  
Copyright JAR2 2003-2103 All Rights Reserved  
Publishing Banned Truth Since June 06, 2003